

The logo for 'eratedex' features a 3D orange 'e', a green 'r', and blue 'atedex' in a bold sans-serif font.

eratedex

4 OVERVIEW GUIDE

This document contains proprietary information of RATEX Business Solutions, Inc. Any reproduction of this information in whole or in part without prior written authorization from RATEX Business Solutions, Inc. is prohibited. Use of this material for purposes other than in connection with RATEX system is in violation of the licensing agreement.

Every attempt has been made to make this material complete, accurate and up-to-date. Users are cautioned, however, that RATEX Business Solutions, Inc. reserves the right to make changes to the software and its related documentation without notice and shall not be responsible for any damages (including consequential) caused by reliance on the material, including, but not limited to, typographical, arithmetic or listing errors.

RATEX Business Solutions, Inc.
610 W. Germantown Pike
Suite 305
Plymouth Meeting, PA 19462-1050

Phone: (610) 828-8630

Fax: (610) 828-8632

Printed in U.S.A.

© Copyright 2017 by RATEX Business Solutions, Inc., Plymouth Meeting, PA 19462. All Rights Reserved.

TABLE OF CONTENTS

eRATEX 4 Overview	1
eRATEX 4.1	1
Prerequisites.....	1
Upgrade to ASP 9.3.....	1
eRATEX Licenses	1
Textbook Pre-Orders.....	2
Basic One Page Checkout.....	3
New/Used Rental & Collateral Support.....	5
Backwards Compatibility	5
Promotions.....	6
Multiple Promo Codes.....	6
Gift Cards & Promo Codes.....	6
PCD Start/End Times Support.....	7
Booklist Rewrite.....	7
Shipping Estimator Improvements.....	7
Payment Method Notes.....	7
Re-Publish GM & Trade Improvements.....	8
Low Stock Warnings.....	8
S&H AppConfig Enhancements.....	8
Negative Quantities in Shopping Cart Fix	8
eRATEX 4.1.1	9
eRATEX Licenses Updated to include Mobile	9
Basic One Page Checkout Changes.....	9
State Dropdown Modification.....	9
Free Shipping Enhancements	10
Variant Web Rules Fix.....	10
Order Reports Fix.....	10
Double Charge Prevention.....	11

Textbook Default Variant in Dropdown Fix.....	11
eRATEx 4.1.2.....	12
Basic One Page Checkout eBook Bug Fix	12
eRATEx 4.1.3.....	13
Shipping Method Display Fix for Promotions	13
eRATEx 4.1.4.....	14
Collateral Flag Fix.....	14
“Available Online Flags” for Rentals Enhancement	14
Promotions “Enable Category Requirement” Enhancement	14
SciQuest Special Characters Fix	14
Breadcrumbs Text Fix.....	15
Shopping Cart Improvements	15
eRATEx 4.1.5.....	16
Textbook Pre-Order Fixes.....	16
Rental Issues	16
Monthly Maintenance Issue.....	16
Unpublished Products Issue.....	16
Basic One Page Checkout “Get Shipping Options”/E-mail Address Bug.....	16
Promotions Fixes.....	17
Enable Category Requirement Enhancements.....	17
Enable Product Requirements Enhancements.....	17
Tradebooks with no Binding Issue.....	17
Re-Publish GM/TR Products Fix	17
Polls – Anonymous Users Can Vote Fix.....	18
eRATEx 4.2.....	19
CyberSource Secure Acceptance	19
Textbook Pre-Order Enhancements.....	19
Rental Collateral.....	19
Pending Pre-Order Changes	20
Pre-Order Search	22

Re-Send E-mail.....	23
Shipping Method Display	23
“Preference Not Available” Modification	23
Verba Sourcing Support	24
SAML/Shibboleth Changes.....	24
Authentication Services Page (SAML/Shibboleth Setup).....	24
Shibboleth Authorization with Accounts Receivable (AR)	25
Student Authentication Rules	27
Booklist Personalization Authentication	34
Sales Tax Calculation Changes.....	34
Promotions Fixes.....	35
Parent/Child Category Application.....	35
Discounted Shipping	35
Basic One Page Checkout Fixes.....	36
Creating Account Modification	36
Get Shipping Options / Blank State Fix	36
Gift Card Display Fix.....	37
Credit Card Decline E-mail Notifications.....	38
Parameter Settings	38
String Resources.....	39
Topics	40
Credit Card Decline E-mail Examples	40
“Free”/Different Shipping on Orders Fix.....	41
eBooks Disabled Fix.....	41
WCAG 2.0 Level A Compliance.....	41
Maximum File Upload Size Change	41
Order History/Order Update Changes.....	42
Tax by Zip Code Page Modification	42
Assign Products To Courses Enhancements	42
Course Product Type Default Option	42

Department Selection Improvements	43
Order Types	44
Order Update E-mail Modification	45
Missing Reports.....	45
PO Box Validation Fix.....	45
Special Characters Fix.....	46
Booklist Rental Display by Term Modification.....	46
Product Type Default AppConfigs	46
PCD Start/End Dates/Times Support.....	47
eRATEX 4.2.1	48
Rental Out of Stock / Purchase Threshold Settings.....	48
Show Course Comments Setting.....	48
Honor Course Rental Flag Setting	49
Rental Collateral for Pre-Orders Fix.....	49
Promotions Fixes.....	49
Product Discount Alert Display Fixes.....	49
Product Type Default Bug Fix	49
Display Order on the Booklist Page Fix	50
eRATEX 4.2.1.1	51
Web Rule Application Fix.....	51
eRATEX 4.3.....	52
Course Requirements Choices (CRC) Support.....	52
Courselist Builder Changes.....	52
Booklist Changes.....	52
Pre-Order Changes.....	54
CAS Authentication Support.....	55
Authentication Services Page	55
Configuration Wizard Changes	55
Textbook Pre-Orders – Pending Pre-Order Enhancements	56
“Manage Product Lists” Screen & New AppConfigs.....	56

Shipping Tracking Number Communication Improvements.....	57
Substitution Preference Setting Fix.....	58
Null AppConfig Fix.....	58
Free Shipping Threshold with Promotions Fix.....	59
Free Shipping Display.....	59
New XML Packages for Mobile/Desktop Topic Differences.....	59
“Display in Mobile Site” Category Parameter Modification.....	59
Booklist Personalization – Student Authentication – Term Dropdown Added.....	60
Term Code Fix.....	60
Password Recovery added to Checkout Anon Page	60
Text ISBN Searching Parameter.....	61
Zero-Cost Orders Bug Fix.....	62
Unknown Shipping Option	63
Shipping Method Display Fix.....	63
Cell Phone Fields.....	63
SciQuest Home Page Topic Addition.....	64
eRATEX 4.3.0.1.....	65
Textbook Pre-Order Queue “No Adoptions Received” Display Issue/Fix.....	65
SAML/Shibboleth Authentication Requests Fix	65
Pre-Order Term for Pre-Order Personalization Fix.....	65
eRATEX 4.3.1.....	66
SAML/Shibboleth Integration Changes	66
Textbook Pre-Order Campus Display Change	66
Booklist Custom Redirect URL.....	66
Text ISBN Searching Parameter – Additional Fix	66
Tradebook Title Fix on Order Update E-mails.....	66
Mobile Substitution Policy Display Fix.....	67
eRATEX 4.3.2.....	68
Textbook Pre-Order Duplicate Products Fix.....	68
Custom Data Prompts.....	68

Create Manufacturers as Unpublished.....	69
Set Courses to “Display Only” by Store.....	69
Affiliate Rentals Display Fix for OOS Books	70
Departments Sent to Verba.....	71
eRATEX 4.3.3.....	71
Textbook Pre-Order Enhancements/Fixes	71
Tax Calculation Fix.....	71
Queue Performance Improvements	71
Transparent Images / .PNG Extension Fix	71
eRATEX 4.3.4.....	72
CyberSource Secure Acceptance Partial Auth AVS Checks.....	72
Textbook Rental Collateral Collection Fix.....	72
Phone Order Entry Address Updating Fix	72
Accessibility Technology Initiative (ATI) Compliance.....	72
Ratings Enabled / Connection Issue Fix.....	72
Single Campus Restrictions / Pickup Method Improvements	73
eRATEX 4.4.....	75
Admin Security.....	75
Security Roles	75
Custom Menus.....	76
Users.....	77
Security Example.....	78
Phone Order Entry Changes.....	78
Purging Term, Course, & Textbook Data	79
LDAP Authentication and Single Sign-On.....	80
E-mail Marketing Services	80
Product Sorting.....	81
Paging Improvements.....	82
Existing Paging AppConfigs:.....	82
New Paging AppConfigs:.....	82

Textbook Pre-Order Improvements.....	83
Authentication.....	83
Multi-Campus Display.....	83
Google Analytics.....	84
Promotions – Category Exclusions.....	84
Course Encryption.....	84
Department Charge Request Form.....	84
Payment Method Restrictions.....	85
Hide Textbooks from Search Results.....	86
Text Messaging Preferences/Data Collection.....	87
Remove Products From Courses Enhancement.....	90
Textbook Rental Purchase Fee Removal.....	90
Booklist Detail Page Link Removed.....	91
eRATEX 4.4.0.1.....	92
SAML/Shibboleth Authentication Correction.....	92
eRATEX 4.4.0.2.....	93
Verba Sourcing Term ID Correction.....	93
Textbook Substitution Display for Full Auth Orders.....	93
eRATEX 4.4.0.3.....	94
Address Validation.....	94
eRATEX 4.4.0.4.....	95
Additional ATI Compliance Fixes.....	95
eRATEX 4.4.0.5.....	96
Digital Discovery eBook Support.....	96
eRATEX 4.4.1.....	97
Student Authentication Rule Improvements.....	97
Booklist Product Sorting Improvements.....	98
Sales Tax By Zip Calculation Improvements.....	98
Unpublished Subcategory Display Fix.....	99
Default Variant Reset.....	99

Free Shipping Threshold / Free Shipping Bug Fix.....	99
No Shipping Required / RTShipping / Department Charge Fix.....	99
Deleting Terms Checkbox Fix (IE)	100
Additional ATI Compliance Fixes	100
Cell Phone Number with Pre-Order Fix.....	100
TouchNet Multi-Shipment / Refund Bug Fix.....	100
Moneris – Shipment Data Sent With Transaction Data	100
New Order Notification E-mail for SP Richards Products	100
Phone Order Entry Improvements	100
SKU Search Improvements.....	101
Kit Product Left Navigation Display Fix.....	101
SciQuest Category Selection Fix.....	101
eRATEX 4.4.1.1.....	102
Staples Catalog Integration	102
Mini Cart & Personalization Text Fix.....	102
eRATEX 4.4.1.2.....	103
Custom Data Validation Bug Fix	103
Rental Display Enhancement.....	103
Admin Product Searching Bug Fix	103
Verba Collect Data Integration Addition.....	103
SciQuest Bug Fix.....	103
eRATEX 4.4.1.3.....	104
Hide New Rentals.....	104
Student Authentication Data Display.....	104
eRATEX 4.4.1.4.....	105
Verba Fix.....	105
eRATEX 4.4.1.5.....	106
Encrypted Course Links File Import	106
eRATEX 4.4.1.6.....	107
Text Enrollment (TX.CEF) Clearing & eRATEX Processing.....	107

eRATEX 4.4.1.7.....	108
Address Validation logging.....	108
Address Validation Zip Code Improvements.....	108
iPost Lists.....	108
eRATEX 4.4.1.8.....	109
Non-Admin Password Reset Option.....	109
eRATEX 4.4.2.0.....	110

eRATEX 4 OVERVIEW

The upgrade from eRATEX 3 (ASPDNSF v9.2) to eRATEX 4 (ASPDNSF v9.3) introduces a variety of new features and functionality to the eRATEX Admin Console. RBS has also introduced several new functions to make the eRATEX Admin easier to use.

Sections of this document will be added and/or revised as eRATEX 4 patches are released.

eRATEX 4.1

eRATEX 4.1 is the first release of the eRATEX 4 suite. Below is a list of features that have been introduced in eRATEX 4.1.

PREREQUISITES

The bookstore must have **VisualRATEX .18 or later** and **eRATEX 3.0 or later** to upgrade to eRATEX 4.1.

UPGRADE TO ASP 9.3

The eRATEX 4.1 release includes the latest patch of AspDotNetStoreFront, release 9.3. The patch includes numerous fixes and enhancements. Select fixes and enhancements are mentioned on the next several pages. For a complete list of features, please see AspDotNetStoreFront's release notes, located here:

<http://manual.aspdotnetstorefront.com/p-1593-9300-release-notes.aspx>

If you have questions about whether RBS supports a specific feature, [please contact us](#).

eRATEX LICENSES

Starting with eRATEX 4.1, certain eRATEX features are "licensed". An eRATEX user must acquire a license to use these features. To see which features a user can license, go the **Manage eRATEX Licenses** page under eRATEX > Advanced:

aspdotnetstorefront Admin Console Jessica Sobonya

Home Orders Products Organization Content Users

Now In: Manage eRATEX Licenses

Licensing Configuration:

? Check License in Test Mode: Default: No Yes

Reload License Data:

Feature	Is Licensed	Start Date	Expiration Date
Basic One Page Checkout	Y		
Textbook Pre-Orders	Y		

Submit

The features that are available to license are listed under the “Features” column. A “Y” will appear in the “Is Licensed” column if that feature is licensed to the web site; start and expiration dates will populate for the duration of the licensing period.

If the bookstore has test web site, all licensed features are available to review and test free of charge. Make sure the “Check License in Test Mode” is set to “Yes” and click Submit to activate the features on your test web site.

The features that are currently available to license are: **Textbook Preorders** and **Basic One Page Checkout**. These features are described in more detail below.

TEXTBOOK PRE-ORDERS

A textbook pre-order system has been created by RBS in eRATEX 4.1. Textbook pre-orders allows a student to select courses from a list or by manual entry, and check out through the normal checkout flow. All pre-orders are viewable in the eRATEX Admin and will be converted to internet orders when certain preferences are met. The eRATEX/Order Fulfillment Procedural Guide explains each step in the textbook pre-order process. Please download the eRATEX/Order Fulfillment Procedural Guide to learn more about this process.

NOTE: Textbook Pre-Orders is a licensed feature. If you are interested in acquiring a license, please contact RBS.

Shopping Cart

Product	Quantity	SubTotal
	<p>PRE-ORDER BIOBM - 200 Section 1 COML - 200 Section 2 MED - 200 Section 1 REL - 100 Section 1 WRIT - 100 Section 3 Required Materials Only Preferred Materials: Rental SKU: TXPREORDER</p>	<p style="text-align: center;">Delete</p> <p style="text-align: right;">\$0.01</p>

[Update Cart](#)

BASIC ONE PAGE CHECKOUT

Basic One Page Checkout functionality is now available with eRATEX 4.1! This feature allows users to checkout on a single page, vs. having to enter their billing/shipping addresses, shipping selections, and payment on separate pages. Below is a screen shot of the one page checkout:

Now In: Checkout -

Browse Categories

- Featured Products
- Clothing
- Graduation and Gifts
- School Supplies
- Mugs
- Stationary
- Tote Bags
- Technology and Computers
- General Books
- Gift Cards

Help & Info

RATEX Business Solutions, Inc.
 610 W. Germantown Pike
 Suite 305
 Plymouth Meeting, PA 19462

Billing Information [Add/Edit Billing Address](#)

Nick Name:

*First Name:

*Last Name:

*Phone:

Company:

Address Type: Residential

*Address1:

Address2:

Suite:

*City or APO/AFO:

Country: United States

*State/Province: Pennsylvania

*Zip:

Shipping Information [Add/Edit Shipping Address](#)

Nick Name:

*First Name:

*Last Name:

*Phone:

Company:

Address Type: Residential

*Address1:

Address2:

Suite:

*City or APO/AFO:

Country: United States

*State/Province: Pennsylvania

*Zip:

Newsletter

First Name

Last Name

Email Address

Select Shipping Method

Shipping Method:

- In-Store Pickup (\$0.00)
In-Store Pickup hours: 10a - 3p Monday through Thursday at the Customer Service desk
- FedEx - Ground (\$6.50)
- FedEx Ground - Home Delivery (\$6.50)
- FedEx - Express Saver (\$5.00)
- FedEx - 2 Day (\$20.00)
- FedEx - Standard Overnight (\$25.00)
- UPS Ground (\$6.95)
- UPS 2nd Day (\$18.95)
- UPS Next Day (\$25.00)

Payment Select

- Credit Card
- AR Charge
- Student Card
- Department Charge

Click on the "Continue Checkout" button below to go to the CyberSource site and complete your purchase. After you finish making the payment, you will be returned back to this site. (TEST MODE)

Order Summary

Product	Quantity	SubTotal
RBS Mug - Computer-No Size White SKU: 00075	1	\$14.75
		Subtotal: \$14.75
		Tax: \$0.89



NOTE: Basic One Page Checkout is a licensed feature. If you are interested in acquiring a license, please contact RBS. Once licensed, Basic One Page Checkout needs to be turned on by modifying the following AppConfig: **Checkout.Type**

Prior to turning on Basic One Page Checkout, the page should be tested and styled according to your web site skin/design. The Basic One Page Checkout page can be viewed at the following URL:

<http://www.yourwebsitename.com/checkout1.aspx>


Once the page has been tested and styled, turn on on Basic One Page Checkout by modifying the Checkout.Type AppConfig from “Standard” to “BasicOPC.”

NEW/USED RENTAL & COLLATERAL SUPPORT

eRATEx 4.1 supports new/used rentals as well as collateral collection during checkout:

SUMMER 2013 - MAIN - BIOAP 100 - Section 1

Instructor: JORDAN, PHINNY

Required Materials	select all: used rental used new rental new	Allow substitution? (required)	unselect item
 <p>VERTEBRATE LIFE Author: POUGH ISBN: 9780321545763 Publisher: Pearson Edition: 8 Copyright: 09</p>	<input type="radio"/> USED: \$89.00 <input type="radio"/> USED RENTAL: \$53.00 <input type="radio"/> NEW: \$118.35 <input type="radio"/> NEW RENTAL: \$71.00	<input type="radio"/> Yes <input type="radio"/> No	<input type="button" value="X"/>

New/Used rental functionality and collateral collection is only compatible with **VisualRATEx 19.2** or higher. For more information about new/used rentals and collateral, please see the “Rental Enhancements” section of the eRATEx/OF Procedural guide.

BACKWARDS COMPATIBILITY

eRATEx 4.1 also supports the “old” (pre-19.2) rental functionality, so a user can be on older releases of VisualRATEx and still upgrade to the eRATEx 4.1 release.

PROMOTIONS

AspDotNetStoreFront has introduced a brand new Promotions engine in the eRATEX Admin. The Promotions engine replaces the “Coupon” logic and gives the Admin user a wide variety of options to create a promotion for an item or items on their web site. Highlights include promotion start dates/times and end dates/times, the ability to restrict a promotion to certain countries, states, zip codes, number of past orders, and amount spent on past purchases.

For a full list of promotions features, please see the AspDotNetStoreFront documentation, located here: <http://manual.aspdotnetstorefront.com/p-1581-promotions.aspx>

Some brand new promotions features are described below.

MULTIPLE PROMO CODES

eRATEX 4.1 allows multiple promotion codes to be used on a single order. In the shopping cart, the “Coupon or Gift Card” field is now labeled “Special Offer”, and multiple promo codes can be added to the order, as shown below:

Special Offer

Enter your special offer code:

50FFRBS Receive \$5 off any RBS apparel purchase for a limited time! [Remove](#)

100FF Receive 10% off your order with this promo code! [Remove](#)

GIFT CARDS & PROMO CODES

The gift card logic has been separated from the promotions logic; a gift card and promo code can be used on a single order, as shown below:

Gift Card

Enter your gift card code:

Special Offer

Enter your special offer code:

50FFRBS Receive \$5 off any RBS apparel purchase for a limited time! [Remove](#)

100FF Receive 10% off your order with this promo code! [Remove](#)

PCD START/END TIMES SUPPORT

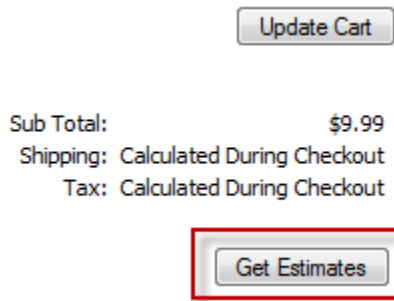
eRATEX has been modified to support start and end times for sale prices from VisualRATEX PCDs; the VisualRATEX integration has NOT yet been modified to send start and end times to eRATEX. When VisualRATEX is modified, it will be noted in a VisualRATEX patch document.

BOOKLIST REWRITE

The code behind the Coursebuilder & Booklist pages has been redesigned to make adding new features easier and to improve performance. The look/feel of the pages have not changed.

SHIPPING ESTIMATOR IMPROVEMENTS

In the shopping cart, a customer can click the Get Estimates button to show what their shipping and sales tax rates may be before checking out, as shown below:



By default, the lowest shipping rate is shown to the customer. For clients who use in-store pickup methods, the shipping rate would always show \$0.00, which is not a helpful estimate. To get around this, two new AppConfigs have been created:

RATEX.ShippingEstimator.IncludeCustom – Set this to “true” to include custom (i.e., non-pickup) shipping methods in the Shipping Estimator.

RATEX.ShippingEstimator.IncludePickup – Set this to “true” to include “Pickup” shipping methods in the Shipping Estimator.

PAYMENT METHOD NOTES

Payment methods can have a note displayed next to them on the Checkout Payment page. The notes are controlled by string resource pm.PAYMENTMETHODNAME.note --

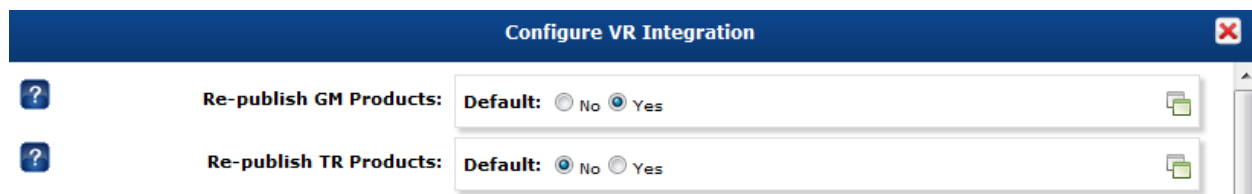
For Credit Cards, the string resource would be pm.creditcard.note

For Student Card, the string resource would be pm.studentcard.note

For AR charge, the string resource would be pm.archarge.note
 For Dept Charge, the string resource would be pm.deptcharge.note
 For Debit Cards, the string resource would be pm.debitcard.note

RE-PUBLISH GM & TRADE IMPROVEMENTS

By default, GM and TR products become unpublished in eRATEX when the “Available Online” flag is set to “N” for the product in VisualRATEX. If the “Available Online” flag changes from “N” to “Y”, the product is not automatically re-published. RBS has added 2 new parameters to the **Configure VR integration** located under eRATEX > Advanced > Integration Configuration so users can have better control over the re-publishing of GM/TR products.



Set the “Re-publish GM Products” and “Re-publish TR Products” parameters to “Yes” to automatically re-publish these products when the “Available Online” flag changes in VisualRATEX.

LOW STOCK WARNINGS

ASP has added low stock warning functionality to the eRATEX Admin. When enabled, an e-mail can be sent when a product’s inventory falls below the specified threshold. Also, a grid can display on the eRATEX Admin Home Page displaying every product that has inventory lower than the specified threshold. The AppConfigs to turn on this functionality are:

- SendLowStockWarnings**
- SendLowStockWarningsThreshold**
- ShowAdminLowStockAudit**

S&H APPCONFIG ENHANCEMENTS

ASP has enhanced the **ShippingHandlingExtraFee** AppConfig to allow for decimal places.

The **ApplyShippingHandlingExtraFeeToFreeShipping** AppConfig is no longer functional.

NEGATIVE QUANTITIES IN SHOPPING CART FIX

ASP has corrected a bug where negative quantities could be entered in the shopping cart.

eRATEX 4.1.1

eRATEX 4.1.1 is a patch update to eRATEX 4.1. The following features & bug fixes were introduced in this patch:

eRATEX LICENSES UPDATED TO INCLUDE MOBILE

The Manage eRATEX Licenses page has been revised. Licensed Features and Unlicensed Features are in separate sections, as shown below. Also, Mobile Sites are included in the list of licensed features.

aspdotnetstorefront Admin Console Jessica Sobonya

Home Orders Products Organization Content

Now In: Manage eRATEX Licenses

Licensing Configuration:

Check License in Test Mode: Default: No Yes

Reload License Data:

Licensed Features:
No features have been licensed.

Unlicensed Features:

Feature	Start Date	Expiration Date
Basic One Page Checkout		
Mobile Site		
Textbook Pre-Orders		

Submit

BASIC ONE PAGE CHECKOUT CHANGES

The Basic One Page Checkout (BasicOPC) has been modified to display the shipping, tax, and total properly at the bottom of the page. If the S&H is modified, the total at the bottom of the page properly reflect the changes.

STATE DROPDOWN MODIFICATION

When adding a billing or shipping address to an account, the state dropdown defaults to “AL” and some customers would never change it, resulting in an invalid address. The State dropdown has been modified with a “blank” option, which is now the default, which forces the customer to select a state.

FREE SHIPPING ENHANCEMENTS

Free shipping has been enhanced in eRATEX 4.1.1. Two new parameters have been added to the Edit Shipping Methods page to provide better control on how free shipping methods are displayed to customers.

Add to Free Shipping Only List – When this is set to “Yes”, the shipping method will ONLY display on the shipping method page when an order is eligible for FREE shipping. If a product requires shipping charges, the shipping method will NOT display. This parameter updates new AppConfig **RATEX.ShippingMethod.FreeShippingOnlyList**. These shipping methods should ALSO have the “Add To Free Shipping List” parameter below set to “Yes”.

Add to Free Shipping List -- When this is set to “Yes,” the shipping method will show as “FREE” instead of showing a dollar amount when an order is eligible for FREE shipping. This parameter updates existing AppConfig **ShippingMethodIDIfFreeShippingIsOn** and works in conjunction with AppConfig **FreeShippingAllowsRateSelection**.

VARIANT WEB RULES FIX

Web rules, specifically **HideVariantsWithLessThanThisInventoryLevel**, were not being properly applied at the variant level for new/used textbooks. This has been corrected.

ORDER REPORTS FIX

The Date Range specified in the Orders > Reports was not being acknowledged. This has been corrected.

DOUBLE CHARGE PREVENTION

In some cases, Order Fulfillment erroneously attempts to double charge a shipment when the shipment closes. Logic has been added to eRATEx to refuse this extra charge.

TEXTBOOK DEFAULT VARIANT IN DROPDOWN FIX

In some cases, the textbook default variant would be added to the customer's shopping cart, even though the customer selected a different option from the dropdown. This was discovered when "eBook" was the default variant for textbooks. This has been corrected to add the proper variant that the customer chose to the shopping cart.

eRATEX 4.1.2

eRATEX 4.1.2 is a patch update to eRATEX 4.1.1. The following features & bug fixes were introduced in this patch:

BASIC ONE PAGE CHECKOUT EBOOK BUG FIX

A bug was discovered with the Basic One Page Checkout and downloadable items like eBooks. The Basic One Page Checkout was not prompting the user to enter payment information for downloadable items, so eBook orders were being sent to VisualRATEX without any payment information. This logic flaw has been corrected.

eRATeX 4.1.3

eRATeX 4.1.3 is a patch update to eRATeX 4.1.2. The following features & bug fixes were introduced in this patch:

SHIPPING METHOD DISPLAY FIX FOR PROMOTIONS

When a Promotion was set up with discounted shipping, the discounted shipping amount was not reflected when viewing the shipping methods during checkout, even though the order total calculated correctly. This shipping method display issue has been fixed.

eRATEX 4.1.4

eRATEX 4.1.4 is a patch update to eRATEX 4.1.3. The following features & bug fixes were introduced in this patch:

COLLATERAL FLAG FIX

In rare instances, when collateral credit card information is collected, the collateral flag is not sent down with the internet order. This was a timing issue between the time the collateral information was saved and the time the internet order was created. This has been corrected.

“AVAILABLE ONLINE FLAGS” FOR RENTALS ENHANCEMENT

In VisualRATEX, there are Available Online flags for New and Used books, but not for New and Used Rentals. This presents problems if the bookstore does not want a new or used textbook to display on the site; the new or used book will be hidden, but the new or used rental displays.

Logic has been added to eRATEX for new and used rentals to “honor” the Available Online flag for new and used books. The AppConfigs that control this logic are:

RATEX.TextbookRental.HonorNewAvailableOnline – set to Yes to have new rentals honor the Available Online flag sent from VisualRATEX for new textbooks.

RATEX.TextbookRental.HonorUsedAvailableOnline – set to Yes to have used rentals honor the Available Online flag sent from VisualRATEX for used textbooks.

PROMOTIONS “ENABLE CATEGORY REQUIREMENT” ENHANCEMENT

Promotions can be created for specific categories by selecting the “Enable Category Requirement” checkbox. The search capabilities have been enhanced in the following ways:

- Entering a word search (i.e. “Apparel”) will return all categories that match that word, including parent categories and subparent categories.
- Entering %%% will return “all” categories (up to 500). Previously, only 5 categories were returned.

SCIQUEST SPECIAL CHARACTERS FIX

Certain items were not being passed to SciQuest due to special characters (like &) in the product name. This has been corrected.

BREADCRUMBS TEXT FIX

If site caching is turned on and a product's name is updated from the eRATEX Admin, the breadcrumb text would not reflect the name change when the cache was manually refreshed. This has been corrected.

SHOPPING CART IMPROVEMENTS

Some clients experience web site slowness, and RBS has pinpointed some of this slowness to the shopping cart interface. The shopping cart interface has been modified to improve speed and performance.

eRATEX 4.1.5

eRATEX 4.1.5 is a patch update to eRATEX 4.1.4. The following features & bug fixes were introduced in this patch:

TEXTBOOK PRE-ORDER FIXES

The following bugs were discovered in the Textbook Pre-Order logic and have been corrected:

RENTAL ISSUES

When pre-orders with new/used rentals were converted to internet orders, the rentals were erroneously being added to the customer's shopping cart, but were hidden from view. If a customer tried to make a non-rental purchase, they would be directed to the rental agreement page, and would see the following text: "There are no rentals in your shopping cart." The customer could not proceed with the order. The pre-order rental logic has been corrected to prevent these logic errors from occurring.

If a textbook pre-order had rentals as a preference, the rental fees were not being sent down with the books on the internet order. This has been corrected.

MONTHLY MAINTENANCE ISSUE

If a customer places a pre-order, their customer record was flagged as an "anonymous customer" in the eRATEX database. When Monthly Maintenance runs with "Purge Anon Customers" set to Yes, the customers were being purged from the database. The Monthly Maintenance logic has been corrected to no longer purge these customer records.

UNPUBLISHED PRODUCTS ISSUE

If a customer places a pre-order, the Pre-Order Queue would sometimes show courses in green with "No Required Materials", when there are required materials. The problem was that some/all of the products associated with that course were unpublished. We have fixed this logic to display the course in yellow and display "Preference Not Available" if there are unpublished products associated with a course.

BASIC ONE PAGE CHECKOUT "GET SHIPPING OPTIONS"/E-MAIL ADDRESS BUG

A bug was discovered with the Basic One Page Checkout (BasicOPC) flow. If a user created an account, deleted all of their address information, and checks out, the BasicOPC displays a "Get Shipping Options" button. If this button is clicked, the user's first name, last name, and e-mail address are cleared. The user can re-create their

billing/shipping addresses and complete checkout, but the order does not have an e-mail address associated with it when it is created and sent to VisualRATEX for fulfillment. This causes the sales order to decline at shipment close because e-mail is as required field for CyberSource, and without it, the sales order declines.

Logic has been added to the BasicOPC to ensure that the e-mail address is not cleared if a user deletes all of their address information and tries to check out.

PROMOTIONS FIXES

Some enhancements have been made to the Promotions Engine:

ENABLE CATEGORY REQUIREMENT ENHANCEMENTS

Categories can be searched by Category ID number (ex. 107). If the category ID number is less than 3 digits (ex. 5), enter spaces in front of the number (ex. “ 5”, no quotes).

Unpublished categories can be used for a promotion. When searching for categories, unpublished categories will display in italics. This is helpful for the Textbooks category specifically, because the Textbooks category is typically unpublished.

ENABLE PRODUCT REQUIREMENTS ENHANCEMENTS

Products can be searched by web ID, product ID, or any part of the product name. Entering “%%” will return the first 500 hits. **TIP:** These searching enhancements can be used elsewhere in Promotions Engine where a product search box appears, as well as the Related/Upsell/Required Products Helpers in the Options tab when viewing a product.

TRADEBOOKS WITH NO BINDING ISSUE

Tradebooks with no binding code that were added to courses via the “Add Products to Courses” screen in the eRATEX Admin were not displaying on the Booklist page properly. This has been corrected.

RE-PUBLISH GM/TR PRODUCTS FIX

In the Integration Configuration, if “Re-Publish GM Products” or “Re-Publish TR Products” is set to Yes, and a brand new GM/TR product is sent to eRATEX, the product would be published when it was sent to the web site again. The logic has been enhanced to not publish a GM/TR product if the product is still mapped to the Unpublished New Items category.

POLLS – ANONYMOUS USERS CAN VOTE FIX

A bug was reintroduced in eRATeX 4.1 regarding polls. Anonymous users were able to vote in polls even though “Anons Can Vote” was set to No. This has been corrected.

eRATEX 4.2

eRATEX 4.2 is a patch update to eRATEX 4.1. eRATEX 4.2 includes all of the functionality of 4.1.x, as well as several new features that were developed specifically for this release.

CYBERSOURCE SECURE ACCEPTANCE

CyberSource is discontinuing support for the Hosted Order Page (HOP) on October 1, 2014. eRATEX users who currently use the CyberSource Hosted Order Page **must** implement Secure Acceptance prior to October 1, 2014, or else credit cards will no longer be processed on their web site.

eRATEX 4.2 includes support for the migration from the HOP to Secure Acceptance. Detailed instructions regarding Secure Acceptance setup with CyberSource and eRATEX is explained in Appendix A of the eRATEX/Order Fulfillment Procedural Guide.

TEXTBOOK PRE-ORDER ENHANCEMENTS

Several enhancements have been made to the Textbook Pre-Orders system in eRATEX, to make the pre-order process easier to use. The following features have been created, modified, or enhanced:

- Rental Collateral
- Pending Pre-Order Changes
- Pre-Order Search
- Re-Send E-mail Option
- Shipping Method Display
- “Preference Not Available” Modifications

Each modification is described below.

RENTAL COLLATERAL

If a student adds a material preference of “New Rental” or “Used Rental” to their pre-order, they will be prompted to enter a collateral credit card (assuming the Require Collateral parameter is properly defined), as shown below:

Collateral

You have chosen to receive Rentals as part of your Pre-Order material preferences. Before your Pre-Order can be updated with your new preferences, you are required to register a credit card to use as collateral.

[Return to Pre-Order Setup](#)

[Continue](#)

Previously, the pre-order logic did not prompt for a collateral credit card.

PENDING PRE-ORDER CHANGES

The pending pre-order queue allows partially complete pending orders to remain open after converting the available course materials to an internet order. This allows one pre-order to keep track of and process multiple internet orders, depending on the availability of the courses and textbooks at the time of the pre-order conversion. By default, a pending pre-order will remain open if course(s) on the pending pre-order cannot convert, but a selecting a checkbox in the “Conversion Options” area can cancel any courses that cannot be converted:

Pre-Orders: Pending

Convert	Order Action	Pre-Order Number	Pre-Order Date	Customer	Ship To	Courses	Customer Preference	Req Opt
<input type="checkbox"/>	Edit Close Re-send Email	10043	11/08/2013 08:49:41 AM	Jessica Sobonya jksobonya@ratex.com	Jessica Sobonya 610 W Germantown Pike Suite 305 Plymouth Meeting, PA 19462 United States 1-610-828-8630 FedEx - Standard Overnight	BIO-500-1 - No Adoption Received ART-100-1 - Converted to order 800214 ENG-100-1 - Converted to order 800214 SCI-100-1 - Converted to order 800214 WRIT-100-1 - Converted to order 800214 BIOAP-100-1 - Converted to order 800214	Used Rental New Rental New	ALL
<input type="checkbox"/>	Edit Cancel	10044	11/08/2013 11:41:18 AM	Samantha Jones sjones@ratex.edu	Sarah Jones 610 W Germantown Pike Plymouth Meeting, PA 19462 United States 1-610-828-8630 FED Ex - Ground	BIOAP-200-2 BIOBM-200-1 - No Adoption Received BIOG-200-2 BIOGD-300-3	Used New Used Rental New Rental	Req

Conversion Options

Cancel any courses that cannot be converted

[Convert Selected](#) Convert the Pre-Orders selected above

[Convert ALL](#) Convert ALL Pre-Orders with status "Pending"

Copyright © AspDotNetStorefront

Once materials on a pending pre-order have been converted to at least one internet order, new Order Action options are available:

Close – A Close link has been added if a user wishes to close the pre-order; this action cancels any courses that have not been converted.

Re-Send E-mail – A Re-Send E-mail link has been added to re-send the Pre-Order Update e-mail to the student.

A student cannot edit or cancel any courses that have already been converted on a pending pre-order.

For partially complete pending pre-orders, the Pre-Order History and Pre-Order Update E-mails display which courses converted on which internet orders, which courses are still pending, and which courses were canceled:

Pre-Order History	
<p>Pre-Order: 10043 View Receipt Edit Cancel Term: SUMMER 2013 Pre-Order Date: 11/08/2013 Payment Method: Credit Card</p>	<p>Pending - Partially Complete</p> <p>Selected Options</p> <p>Required and Optional/Recommended Materials Preferred Materials: Used Rental, New Rental, New</p> <p>Courses Converted on Order 800214</p> <p>ART - Section 1 ENG - Section 1 SCI - Section 1 WRIT - Section 1</p> <p>Courses Converted on Order 800213</p> <p>BIOAP - Section 1</p> <p>Courses still Pending</p> <p>BIO - Section 1</p>

RATEX University Textbook Pre-Order Update

Hi Jessica,

We just wanted to let you know that we've updated the status of your Textbook Pre-Order 10043. Please contact us if you have any questions about this pre-order.

Thanks for shopping with us,
RATEX University Customer Service

This Pre-Order has been partially completed. Some courses may be included on separate orders.

Selected Options

Required and Optional/Recommended Materials
Preferred Materials: Used Rental, New Rental, New

Courses converted on Order 800214

ART - 100 Section 1

SKU	Description	Type	Price
00037	iClicker - Iclicker	Required	\$29.99
9780023078101	RELIGION IN AMERICA - NEW	Required	\$81.80

ENG - 100 Section 1

SKU	Description	Type	Price
9780582437418	INTRODUCTION TO ENGLISH GRAMMAR - NEW	Required	\$29.75
9780230208018	INTRODUCTION TO ENGLISH LANGUAGE: WORD SOUND - NEW	Required	\$34.00
9780748625413	INTRODUCTION TO ENGLISH PHONETICS - RENTAL	Required	\$14.75

SCI - 100 Section 1

SKU	Description	Type	Price
9781402087400	ADVANCES IN COMPUTER AND INFORMATION SCIENCES - NEW	Required	\$199.00

WRIT - 100 Section 1

SKU	Description	Type	Price
9780061999901	ON WRITING WELL 35TH ANNIVERSARY EDITION: THE - RENTAL	Required	\$9.00
9780060891541	ON WRITING WELL: THE CLASSIC GUIDE TO WRITING - NEW	Required	\$14.99
9780132785785	TECHNICAL COMMUNICATION - RENTAL	Required	\$66.75

Courses converted on Order 800213

BIOAP - 100 Section 1

SKU	Description	Type	Price
9780073661759	ANIMAL SCIENCES THE BIOLOGY CARE & PRODUCTION - RENTAL	Required	\$58.50
9780321501554	PRINCIPLES OF ANIMAL PHYSIOLOGY - RENTAL	Required	\$100.25

Courses still Pending

BIO - 500 Section 1

PRE-ORDER SEARCH

A Pre-Order Search bar has been added. All pre-order queues can be searched by pre-order number, customer last name, e-mail, or dept-course-section:

Now In: Pre-Order Queue Home

Pre-Order Queue Summary Stats [Refresh](#)

Ready To Convert: 0
 Pending: 2
 Closed: 37
 Canceled: 5

Pre-Order Search: (Search by Pre-Order Number, Customer Last Name, Email, or Dept-Course-Section)

Pre-Orders: Closed

Page: 1 2

Status	Pre-Order Number	Pre-Order Date	Customer	Ship To	Courses	Customer Preference	Req Opt
Closed on 04/18/2013 09:54:06 AM Re-send Email	10003	04/10/2013 12:17:17 PM	Jessica Sobonya jksobonya@ratex.com	In Store Pickup	ART-100-1 - Converted to order 800139 BIOAP-100-1 - Converted to order 800139 ENG-100-1 - Converted to order 800139 GD-100-1 - Converted to order 800139	Used New	ALL
Closed on 04/18/2013 09:54:09 AM Re-send Email	10004	04/10/2013 02:51:09 PM	Ana Angel aangel@ratex.edu	Ana Angel 2250 Hickory Road PLYMOUTH MEETING, PA 19462 United States 1-610-592-4176 FED Ex - Ground	BIOG-100-1 - Converted to order 800140 CHEM-100-3 - Converted to order 800140 GD-100-1 - Converted to order 800140 NUT-200-2 - Converted to order 800140 WRIT-100-1 - Converted to order 800140	Used	ALL
Closed on 04/18/2013 03:55:08 PM Re-send Email	10005	04/11/2013 11:31:28 AM	Test101428 Testman test101428@example.com	In Store Pickup	ART-100-1 - Converted to order 800150 BIOAP-300-2 - Converted to order 800150 BIOAP-300-4 - Converted to order 800150 BIOAP-300-5 - Converted to order 800150 BIOG-100-1 - Converted to order 800150 NUT-200-1 - Converted to order 800150	Used	Req

Copyright © AspDotNetStorefront

RE-SEND E-MAIL

A Re-Send E-mail link has been added to all orders that are partially complete, closed, or canceled. Clicking the link will re-send the Pre-Order Update E-mail to the student.

SHIPPING METHOD DISPLAY

The pre-order shipping method displays in the Ship To area for every pre-order. Previously, only in-store pickup would display.

"PREFERENCE NOT AVAILABLE" MODIFICATION

If a pre-order displays a yellow course, the "Preference Not Available" text can be clicked to view additional details about which textbooks do not meet the customer's preferences.

Pre-Order Course Details
<p>NS-100-1 - Preference Not Available</p> <p>9780073256528 - Product is available 9780538734943 - Product is available 9781133936534 - Product is available 9780077224851 - Product is available 9780073515472 - Product has no in-stock, published variants that satisfy the customer's preferences</p> <p style="text-align: center;"><input type="button" value="Close"/></p>
<p>Pre-Ord Date: 03/05/2013 11:42:34</p> <p style="text-align: right; font-size: small;">CHEM-100-1 NS-100-1 - Preference Not Available</p>

VERBA SOURCING SUPPORT

Support for the Verba Sourcing interface is available! To use Verba Sourcing, a client must have an account with Verba and be on release 19.3 of VisualRATEX.

SAML/SHIBBOLETH CHANGES

The SAML/Shibboleth authentication in eRATEX has been significantly modified/enhanced in several ways, including a new page to define SAML/Shibboleth parameters, the ability to use SAML/Shibboleth with Accounts Receivable (AR), and a new process to set up authentication “rules” which dictate when to authenticate in certain scenarios. These features are described in the following sections. **If you are interested in setting up SAML/Shibboleth in eRATEX, please contact RBS for assistance.**

AUTHENTICATION SERVICES PAGE (SAML/SHIBBOLETH SETUP)

There is a new screen under eRATEX > Advanced called **Authentication Services**. Here, there are some global parameters for SAML/Shibboleth that need to be defined. Click the Configure link next to SAML/Shibboleth to review and set these parameters:

Parameter	Value	Control Type
Popup Width	600	Text Input
Popup Height	500	Text Input
SAML Token Lifetime in Seconds	180	Text Input
Preserve Token on Signin	No	Radio Buttons
SAML Time Skew in Seconds	60	Text Input
Enable Authn Response Debugging	Yes	Radio Buttons

Popup Width – This sets the width (in pixels) of the authentication popup window.

Popup Height – This sets the height (in pixels) of the authentication popup window.

SAML Token Lifetime in Seconds – This sets how long the authentication token is valid. If null or zero, the user will be prompted to authenticate every time authentication is required. If a value is entered (ex. 300 seconds), when the user is authenticated, it will last for 300 seconds (5 minutes) before they are prompted to authenticate again when authentication is required.

Preserve Token on Signin – A user may be prompted to authenticate when they are not signed in to eRATEx. If they proceed to sign into their eRATEx account, the authentication token can be preserved, so they will not be prompted to authenticate again. Set this to Yes to preserve the authentication token, or No to not preserve the token.

SAML Time Skew in Seconds – This allows for a ‘time skew’ when checking certain conditions of the SAML response, and adjusts for differences between the eRATEx server and the IDP server. This should be set to a small timeframe (i.e. 10 seconds or less).

Enable Authn Response Debugging – Set to Yes to send any Authorization Response code as XML to the /images folder for debugging.

SHIBBOLETH AUTHORIZATION WITH ACCOUNTS RECEIVABLE (AR)

SAML/Shibboleth authorization is now integrated with the Accounts Receivable (AR) payment method. In the Configuration Wizard, there is a new section to configure SAML/Shibboleth with Accounts Receivable (AR) Charge, as shown below:

Payment Authorization Options

Student Card Authorization:

- Disabled
- Cornell Card [configure](#)
- OneCard [configure](#)
- SAML/Shibboleth [configure](#)

AR Charge Authorization:

- Disabled
- SAML/Shibboleth [configure](#)

Copyright © AspDotNetStorefront

Click the “Configure” link to set up some specific parameters for the authorization:

Configure SAML/Shibboleth AR Charge Authorization Service

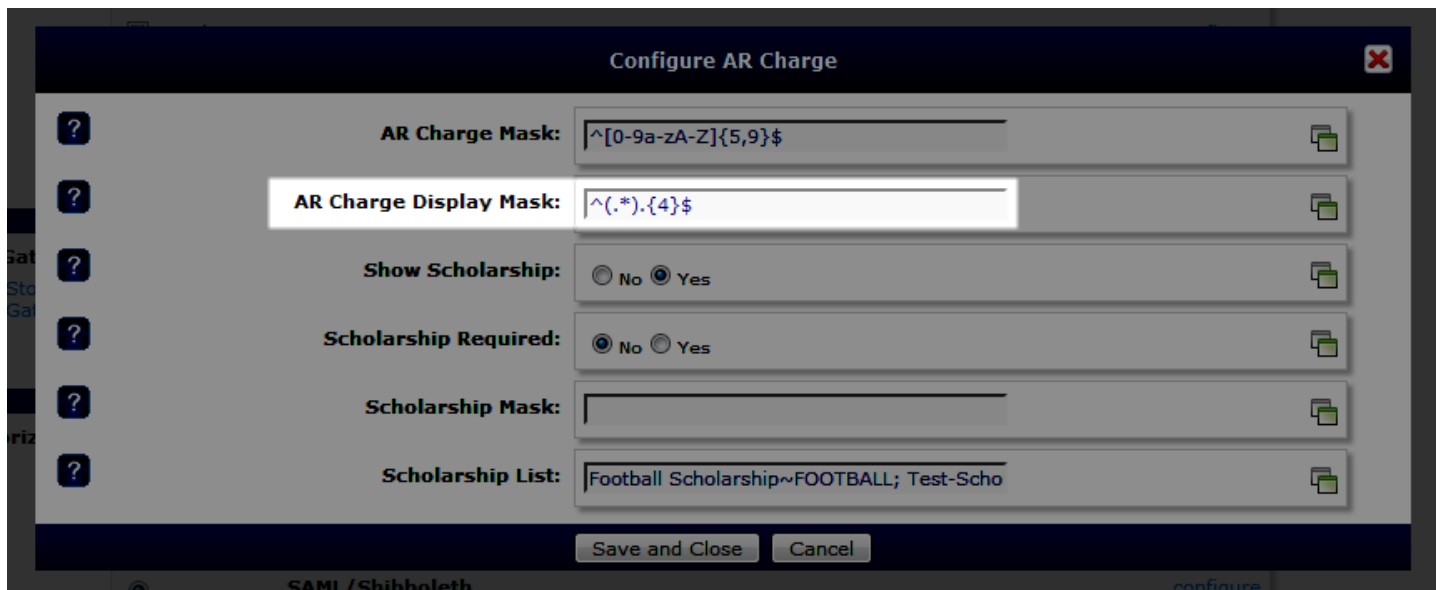
Account Number SAML Attribute: [copy](#)

Verify Account Number: No Yes [copy](#)

Account Number SAML Attribute – this is the account number attribute that is used by SAML to validate the account numbers that are entered during the authentication process. If you are unsure what to enter here, please contact RBS.

Verify Account Number – Once an account is entered on SAML/Shibboleth, the user can be prompted to enter their account number again on the payment information page. Select Yes to have the user enter their account number again, or select No to accept the account number that was entered on the SAML/Shibboleth authentication page.

In the Configuration Wizard, there is a new setting in “Configure AR Charge” to set up an AR Charge Display Mask. This will mask the customer’s AR account number during checkout and on the receipt. For example, if you want to display only the last 4 characters, you would enter: `^(.*).{4}$`



During checkout, when a user selects the AR Charge payment method, they will be prompted to login using the Shibboleth service:

Student Authentication Required

To use the AR Charge payment method, you are required to login with your university credentials. By doing so, you agree to only use your AR Charge account. If you do not agree, click "Cancel and Go Back" and select a different payment method.



The user can Cancel and Go Back, or Start Authentication to begin the Authentication process. A new window will open for the student to enter their authentication credentials:



Powerful Technology, Smart Business

RateX University Login

Authenticating to RateX University


Username:

Password:

Shibboleth Login page

When the user is successfully authenticated, they are returned back to the Payment Method page, as shown below, where they can complete the checkout process:

Payment Select

Credit Card 

Collateral Credit Card

AR Charge
Please enter your University account number. You may also use a scholarship for Fall 2013.

Student Card
Please enter your 9-digit student card number.

Department Charge

Account Number:

Scholarship (if applicable):

User successfully authenticated, with account number masked

STUDENT AUTHENTICATION RULES

“Rules” can be set up for Shibboleth authentication, prompting for authentication when certain conditions are met, i.e., if the student has a rental in their shopping cart, or if they select in-store pickup. These rules are

independent of the Shibboleth Setup for AR explained on the previous pages. To configure authentication rules, go to eRATEX > Advanced > **Student Authentication Rules**:

Now In: Student Authentication Rules

Configure Authentication Rules

Enable Authentication Rules: No Yes

Authentication Service: SAML

[Save Configuration](#)

Authentication Rules

To setup authentication rules, select an Authentication Trigger: Shipping Method Selection

Authentication Rule (ID: 100)

Enabled [Save](#) [Delete Rule](#)

Conditions

Action	Type	Mode	Values
Edit Delete	VR Product Type	Includes	TX
Edit Delete	Shipping Method ID	Includes	6
Edit Delete	Textbook Type	Does not include	EBook

[Add Condition](#)

[Add Rule](#)

Fill in the following parameters:

Enable Authentication Rules – Select Yes to turn on authentication rules. You will be able to set up rules and conditions in the second half of the screen. If set to No, rules will not be enabled.

Authentication Service – Select the authentication service for rules setup. Currently, only SAML/Shibboleth is supported.

When finished, click Save Configuration.

If Authentication Enabled is set to Yes, authentication rules can be set up. To set up rules, an Authentication Trigger must be selected. The two Trigger options are:

Shipping Method Selection – The user will be prompted for authentication when they select a shipping method during checkout.

Rental Agreement Acceptance – The user will be prompted for authentication when they have a rental in their shopping cart, and agree to the rental agreement.

When a Trigger is selected, an Authentication Rule appears, with an “Enabled” checkbox, as shown below:

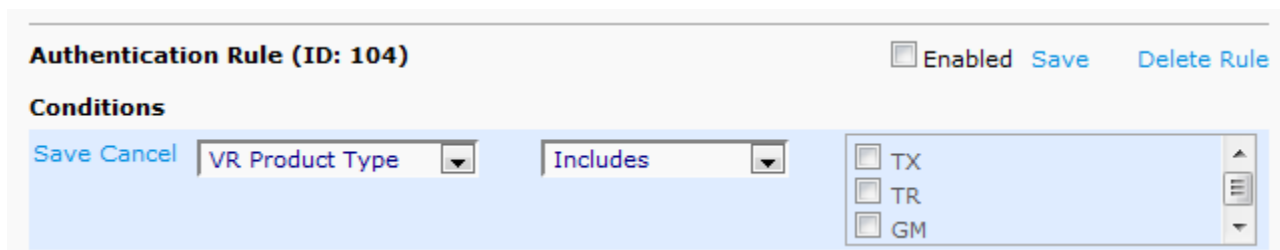


Click the Enabled checkbox to enable the Authentication Rule, and click Save to save the rule, or Delete Rule to delete the rule.

CONDITIONS

Each Authentication Rule can have conditions. Conditions are optional, and do not have to be defined. Conditions can be set by VR Product Type (TX, TR, GM), Shipping Method ID, and/or Textbook Type (New and Used, Rental, eBook), and can be set to include or exclude options. For example, the Shipping Method Selection Trigger can have a condition to only prompt for authentication for in-store pickup orders, or orders that have rental textbooks.

Click Add Condition to set up conditions for the authentication rule, and click Save when finished defining the information, or Cancel to delete the condition, as shown below:



Below is an example of 3 conditions that have been set up for Shipping Method Selection:

Authentication Rules

To setup authentication rules, select an Authentication Trigger: Shipping Method Selection ▼

Authentication Rule (ID: 100)

Enabled [Save](#) [Delete Rule](#)

Conditions

Action	Type	Mode	Values
Edit Delete	VR Product Type	Includes	TX
Edit Delete	Shipping Method ID	Includes	6
Edit Delete	Textbook Type	Does not include	EBook

[Add Condition](#)

In this example, a user will be prompted for authentication when they select a shipping method, but only if they have a textbook in their shopping cart, their shipping method has an ID of 6, and the textbook is not an eBook.

When finished creating conditions, click the Save link to save the Authentication Rule with the Conditions.

RENTAL AGREEMENT AUTHENTICATION EXAMPLE

When a student adds a rental to their shopping cart and begins the checkout process, a message will display on the Rental Agreement page that authentication is required. They must sign in using their university credentials to continue the checkout process:

Rental Agreement for SUMMER 2013

You agree to return your rental books by the specified Rental Return Date, or you will be charged the rental replacement fee as specified for each product rented.

ALL rentals are due on or before: 08/23/2013

Textbook	SKU	Qty	Rental Fee	Unreturned Fee	Damage Fee	Purchase Fee	Accept Agreement	Decline and Remove
ANIMAL SCIENCES THE BIOLOGY CARE & PRODUCTION	9780073661759	1	\$58.50	\$0.00	\$43.85	\$0.00	<input type="checkbox"/>	X

Fees if substitution is made:

Please Note: In order to rent textbooks from the bookstore, you are required to sign in using your university credentials. If you have not signed in, or if your session has expired, you will be required to authenticate before continuing.

[Return to Booklist](#)

[Continue Checkout](#)

Clicking Continue Checkout will display a page telling the user that student authentication is required:

Student Authentication Required

To rent textbooks, you are required to login with your university credentials. By doing so, you agree to only use your university account. If you do not agree, click "Cancel and Go Back" and remove the rentals from your cart.

[Cancel and Go Back](#)

[Start Authentication](#)

The user can Cancel and Go Back, or Start Authentication to begin the Authentication process. A new window will open for the student to enter their authentication credentials:



Powerful Technology, Smart Business

Ratex University Login

Authenticating to Ratex University

Username:

Password:

Shibboleth login page

SHIPPING METHOD SELECTION AUTHENTICATION EXAMPLE

When the user checks out and selects a shipping method that requires authentication, they will be prompted to authenticate:

Student Authentication Required

The shipping method you selected requires you to log in with your university credentials. By doing so, you agree to only use your university account. If you do not agree, click "Cancel and Go Back" and select a different shipping method.

The user can Cancel and Go Back, or Start Authentication to begin the Authentication process. A new window will open for the student to enter their authentication credentials:



RateX University Login

Authenticating to RateX University

Username:

Password:

Shibboleth login page

TIP: A note can be added to each shipping method explaining that authentication needs to occur to continue the checkout process by creating a string resource for each shipping method note:

shippingmethod.ID.authenticationnote

The note will display to the student on the Shipping Options page, as shown below (In-Store Pickup has an Authentication Note in red):

Select Shipping Address: ▼

Please select the desired shipping method below:

- FED Ex - Ground \$6.50
- FedEx - 2 Day \$15.00
- FedEx Ground - Home Delivery \$6.00
- FedEx - Express Saver \$5.00
- FedEx - Standard Overnight \$25.00
- UPS GROUND \$5.95
- UPS - 2 Day \$12.95
- UPS - 3 Day \$8.95
- USPS - Standard \$5.95
- In Store Pickup \$0.00
- West Campus Pickup \$1.50

IMPORTANT! To purchase textbooks from the bookstore using the in-store pickup shipping method, you are required to sign in using your university credentials. If you have not signed in, or if your session has expired, you will be required to authenticate before continuing.

BOOKLIST PERSONALIZATION AUTHENTICATION

Some schools require a student to be authenticated when viewing their course list in eRATEX. Logic has been added to authenticate a student using SAML/Shibboleth, and generate the student’s booklist. Some configuration is required to enable this functionality; **please contact RBS if you are interested in using SAML/Shibboleth with Booklist Personalization.**

SALES TAX CALCULATION CHANGES

eRATEX has modified the way sales tax is applied to products. Previously, sales tax has been applied to products at the Product level. This presented problems for Canadian clients who charge different sales tax rates for new and used textbooks. New and used textbooks are Variants of the Product, and different sales tax rates could not be applied at the Variant level. Until now!

By default, tax will still be calculated at the Product level for all products, but users have the option to apply Tax Classes to the Variant Level, which will override the Product level tax class. When viewing a product in the eRATEX Admin, there is a new checkbox next to the Tax Class field called “Apply Tax Class To All Variants”, as shown below:

*Google Checkout Allowed: No Yes

*Display Format XmlPackage: ?

Page Size: ? Column Width: ?

Tax Class: Apply Tax Class to all Variants

Quantity Discount Table:

Start Date: Stop Date:

Clicking the checkbox and clicking “Update” will apply the Tax Class to all Variants of the product. When viewing a Variant, the Tax Class can be modified, as shown below:

Actual Cost: ?

Tax Class:

*Is Taxable: No Yes ?

*Is Ship Separately: No Yes ?

*Is Free Shipping: No Yes No Shipping Required ?

*Is Download: No Yes ?

The easiest way to apply different tax classes to variants is to create Tax Class Web Rules for each class in VisualRATEX.

PROMOTIONS FIXES

Some bugs with the Promotions Engine have been corrected:

PARENT/CHILD CATEGORY APPLICATION

In the “Select Promo Requirements” area, in the “Enable Category Requirements” section, if a promotion was created for a parent category, the promotion was not being applied to products within the subcategories of the parent. To fix this, a checkbox has been added called “Include Child Categories.” When a parent category is entered, and this checkbox is checked, the promotion will apply to all the child categories associated to the parent category.

DISCOUNTED SHIPPING

If a promotion is set up with discounted shipping, the discounted shipping will only apply if all items in the shopping cart are applicable to the promotion.

BASIC ONE PAGE CHECKOUT FIXES

Some bugs with the Basic One Page Checkout (BasicOPC) have been corrected:

CREATING ACCOUNT MODIFICATION

When a user adds an item to their shopping cart, they need to create an account and sign in before they can begin the checkout process. If a user has never created an account, they will be prompted to add one. When adding an account, a Checkbox has been added under the Billing Information section called “Same as account info above.” When a user enters their First Name, Last Name, and Phone Number, that information will be copied to the billing address when the checkbox is selected.

The screenshot shows the checkout page for 'YOURCOMPANY.com'. At the top right, there are links for 'Login', 'Your Wishlist (0)', 'Shopping Cart (1)', 'Contact Us', and 'Your Account'. A navigation bar includes 'Home', 'Categories', 'Textbooks', and 'Customer Service'. Below this is a search bar and links for 'Track Your Order', 'Returns', 'Shipping Policy', and 'FAQ'. The main content area is titled 'Now In: Checkout -' and is divided into three sections: 'Account & Contact Info', 'Billing Information', and 'Shipping Information'.
 The 'Account & Contact Info' section has a sub-header 'Account & Contact Info' and a link 'Already registered or need to create an account? Sign in here'. Below this is a box containing the text 'Your Account & Contact Information is used to login to the site. Please save your password in a safe place.' followed by input fields for: *Your First Name, *Your Last Name, *Your E-Mail, *Create a Personal Password (with a note '(at least 5 chars long)'), *Re-Enter Your Password, *Phone, and *OK To EMail (with radio buttons for Yes, No, and a note '(Can we contact you with product updates/information, etc.)').
 The 'Billing Information' section has a sub-header 'Billing Information' and a link 'Add/Edit Billing Address'. It contains a box with the text 'Enter your billing information below.' and a checkbox labeled '(Same as account info above)'. Below this are input fields for: Nick Name, *First Name, *Last Name, *Phone, Company, and Address Type (set to Residential).
 The 'Shipping Information' section has a sub-header 'Shipping Information' and a link 'Add/Edit Shipping Address'. It contains a box with the text 'Same as billing info:' followed by a checkbox. Below this are input fields for: Nick Name, *First Name, *Last Name, *Phone, Company, Address Type (set to Residential), and *Address 1.

GET SHIPPING OPTIONS / BLANK STATE FIX

During checkout, when a user creates a new account using the Basic One Page Checkout, fills in their address information, but leaves the State/Province 'blank', clicking the Get Shipping Options button twice resulted in a blank state being saved to the customer's address. This has been corrected, and a red error message has been moved to the center of the page instead of the top, so the student is more likely to read the error without having

to scroll. The user cannot continue checking out until they enter a valid state as part of their address, as shown below:

Some errors occurred trying to create your shipping or billing address. Please correct them and try again.

- **Please select one of the State/Province options. If Outside U.S., select 'Other (Non US)'**

Billing Information	Shipping Information
<p>Enter your billing information below. (Same as account info above) <input checked="" type="checkbox"/></p> <p>Nick Name: <input type="text"/></p> <p>*First Name: <input type="text" value="Bethany"/></p> <p>*Last Name: <input type="text" value="Jones"/></p> <p>*Phone: <input type="text" value="1-610-592-4176"/></p> <p>Company: <input type="text"/></p> <p>Address Type: <input type="text" value="Residential"/></p> <p>*Address1: <input type="text" value="610 W Gemantown Pike"/></p> <p>Address2: <input type="text"/></p> <p>Suite: <input type="text"/></p> <p>*City or APO/AFO: <input type="text" value="Plymouth Meeting"/></p> <p>Country: <input type="text" value="United States"/></p> <p>*State/Province: <input type="text"/></p> <p>*Zip: <input type="text" value="19462"/></p>	<p>Same as billing info: <input type="checkbox"/></p> <p>Nick Name: <input type="text"/></p> <p>*First Name: <input type="text" value="Bethany"/></p> <p>*Last Name: <input type="text" value="Jones"/></p> <p>*Phone: <input type="text" value="1-610-592-4176"/></p> <p>Company: <input type="text"/></p> <p>Address Type: <input type="text" value="Residential"/></p> <p>*Address1: <input type="text" value="610 W Gemantown Pike"/></p> <p>Address2: <input type="text"/></p> <p>Suite: <input type="text"/></p> <p>*City or APO/AFO: <input type="text" value="Plymouth Meeting"/></p> <p>Country: <input type="text" value="United States"/></p> <p>*State/Province: <input type="text"/></p> <p>*Zip: <input type="text" value="19462"/></p>

Select Shipping Method

Please enter your shipping information above then click the Get Shipping Options button below.

GIFT CARD DISPLAY FIX

During checkout, if a gift card was applied to an order, the order total included the gift card, but the gift card deduction was not displayed in the totals area on the bottom right of the page. This has been corrected.

Order Summary

Product	Quantity	SubTotal
VisualRATEX Sweatshirt-Small Gray SKU: 00049	1	\$19.95

Gift Card

Gift Card Applied: 1230000000005553

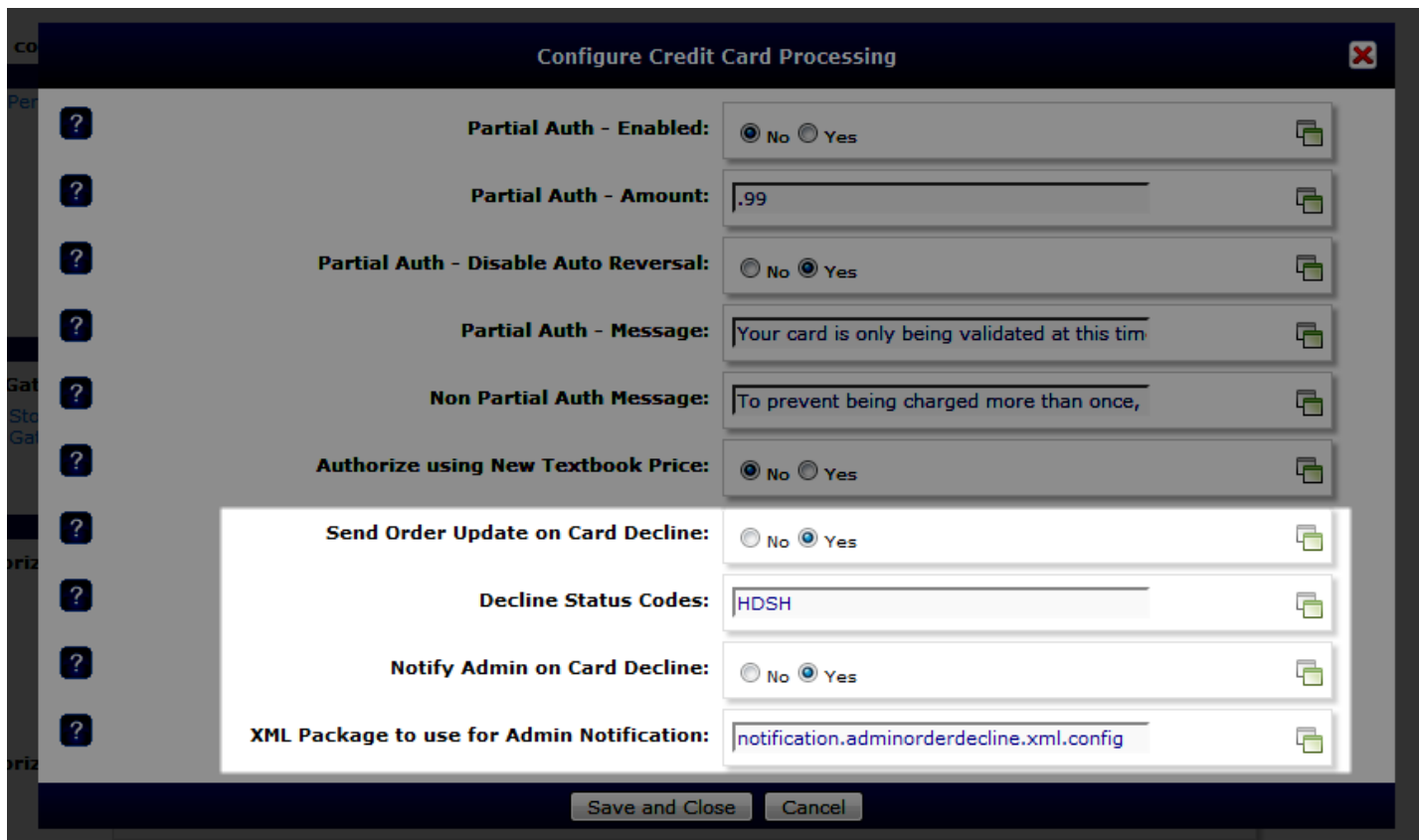
Sub Total: \$19.95
 Shipping: (FED Ex - Ground) \$6.50
 Tax: \$0.00
Gift Card Applied: -\$10.00
 Total: \$16.45

CREDIT CARD DECLINE E-MAIL NOTIFICATIONS

Logic has been added to eRATEX to send the customer – and the bookstore if necessary – e-mail notifications when a sales order fails to close due to a credit card decline.

PARAMETER SETTINGS

To send these e-mails, the following parameters must be defined in the Configuration Wizard, under the Credit Card Configuration:



Send Order Update on Card Decline – Set to “Yes” to send an Order Update e-mail when a credit card declines upon shipment close.

Decline Status Codes – This should be set to “HDSH”, which is the decline status code used for credit cards.

Notify Admin on Card Decline – set to “Yes” to send an e-mail to an administrator when a credit card declines upon shipment close. The e-mail will be sent to the e-mail address listed in the “GotOrderEmailto” AppConfig.

XML Package to use for Admin Notification – The XML package used to send the Admin notifications is notification.adminorderdecline.xml.config.

STRING RESOURCES

The following string resources have been added:

notification.admin.declinesubject – This string resource will display the Admin email subject when using live transactions.

notification.admin.declinesubjecttest - This string resource will display the Admin email subject when using test transactions.

notification.orderupdate.shipmentdecline - This string resource will display a note next to the shipment

number on the Order Notification e-mail and in the Order History page. By default, it set to display "Credit card problems - Please contact Customer Service" in red.

TOPICS

The following topics have been added:

OrderDeclineHeader – This topic displays at the top of the Order Notification e-mail and in the Order History page.

CREDIT CARD DECLINE E-MAIL EXAMPLES

Below are some examples of Credit Card decline e-mails, the first sent to a student, the second to an Admin:

From: Sales [<mailto:eratem@ratex.com>]
Sent: Monday, January 20, 2014 12:43 PM
To: Adam Conley
Subject: 4.2-RATEX University Order 102045 Status Update

4.2-RATEX University

Hi Adam,

We just wanted to let you know that we've updated the status of your order 102045, placed on 1/15/2014. Please contact us if you have any questions about this order.

Thanks for shopping with us,
 4.2-RATEX University Customer Service

Please note: Replies to this e-mail will not be answered. If you require assistance please visit our website for contact information.

Your order was split into multiple shipments for faster processing. The shipments are shown below with the products in each shipment.
 Order Number: **102045**

There was a problem with the credit card used for this order. Please contact Customer Service as soon as possible.

Note from Customer Service: This is a test invoice/customer service note. You don't need to do anything, but we are watching you.

Shipment 1022045001: Ready to be picked up

Qty	Web Id	Description	Status
1	00035	"RATEX Polo" 'test' ®™ @ - Small Lt.blue	Ready to be picked up

Shipment 1022045002: **Credit card problems - Please contact Customer Service**

Qty	Web Id	Description	Status
1	00035	"RATEX Polo" 'test' ®™ @ - Small Lt.blue	Processing

Powered by eRATEX

From: Sales [mailto:eratex@ratex.com]
Sent: Friday, February 21, 2014 12:45 PM
To: Jessica Sobonya
Subject: Credit Card Declined Notification for Order 800233 (TEST MODE)

Internet Order Number: 800233
Shipment Number: 0002316001
Authorization Date: 2/21/2014 12:42:44 PM
Authorization Status Code: 202
Authorization Status Message: Expired card. You might also receive this if the expiration date you provided does not match the date the issuing bank has on file.

“FREE”/DIFFERENT SHIPPING ON ORDERS FIX

In some cases, internet orders would not be assigned a shipping method, or the internet order would be assigned a different shipping method than what was originally selected, when a user tried to place an order using multiple browser windows or tabs. When this occurred, the “FREE” (or different) shipping method was assigned to the internet order. Logic has been added to the checkout process to ensure that every order has a valid shipping method based on the user’s original selection, before completing the order.

EBOOKS DISABLED FIX

In the eRATEX Admin, under eRATEX > Rental and eBook Configuration, if eBooks were set to “Disabled”, they were still showing on the Booklist page. This has been corrected.

WCAG 2.0 LEVEL A COMPLIANCE

eRATEX has been modified to be compliant with the latest Web Content Accessibility Guidelines (WCAG) 2.0 Level A. For more information, please see: <http://www.w3.org/WAI/intro/wcag.php>

MAXIMUM FILE UPLOAD SIZE CHANGE

By default, the maximum size of a file that can be uploaded in any of the editors (like the Topic editor) is 200KB. A new AppConfig has been added to allow larger files to be uploaded. The value should be entered in number of bytes (1048576 would be 1MB). The AppConfig is:

RATEX.Editor.MaxUploadFileSize

The maximum size that can be entered is 4MB. If the bookstore needs to upload files larger than 4MB, [please contact RBS](#).

ORDER HISTORY/ORDER UPDATE CHANGES

Plans are underway to make the Order History Page and Order Update E-mails more dynamic, with the goal to display more information about each shipment as it is processed (or canceled), including:

- Item Prices (Unit Price/Extended Price)
- Updated Order/Shipment Totals
- S&H Charges
- Sales Tax Charges

eRATEX 4.2 has been modified to handle the display of this information when it is sent from VisualRATEX.

NOTE: The VisualRATEX side of this logic is not yet available.

TAX BY ZIP CODE PAGE MODIFICATION

When multiple tax classes are created in AspDotNetStoreFront, the Tax Class by Zip Code screen was not handling the data properly, resulting in errors. This has been corrected.

ASSIGN PRODUCTS TO COURSES ENHANCEMENTS

Some modifications have been made to the “Assign Products To Courses” process in the eRATEX Admin:

COURSE PRODUCT TYPE DEFAULT OPTION

When assigning products to courses using the “Assign Products To Courses” screen, products can be assigned a “Course Product Type” so they don’t have to show as Required or Optional, but whatever type the bookstore prefers. In the Course Product Types screen, a “Default” option has been added, so a particular Course Product Type will be the default option when assigning products to courses.

In the Course Product Types screen:

aspdotnetstorefront Admin Console Jessica Sobonya

Home Orders Products Organization Content Users Configuration

Now In: Course Product Types

Maintain course product types. "Required" and "Optional" are system values and cannot be removed, although their Display Order can be changed. You can change the text displayed on the Booklist page for each type by adding or editing a string resource: `booklist.courseproducttype.typeid`. For example, to change the text for the "Optional" type, the string resource name is: `booklist.courseproducttype.2`

Course Product Types:

[ADD NEW](#)

	ID	Name	Published	Display Order	Is Default	
Edit	1	Required	Yes	1		
Edit	2	Optional	Yes	2		
Edit	3	Study Aid	Yes	3	Yes	Delete

In the Assign Products To Courses screen:

Products [Select All](#) | [Clear All](#)

00053 - Texas Instruments TI-83 Plus Graphing Calculator

Assign Products as: Study Aid [Assign Products to Courses](#)

DEPARTMENT SELECTION IMPROVEMENTS

Previously, the Departments were loaded into a dropdown, and only one department could be selected at a time. Now, the Departments are loaded into a box so more than one department can be selected. When the departments are selected, click Load Courses to load the courses. Please note that selecting more than one department at a time can result in numerous courses being selected and displayed, which could impact performance. Select as few departments as possible.

aspdotnetstorefront Admin Console Jessica Sobonya

Home Orders Products Organizat

Now In: Course Product Builder

Assign Products to Courses:

Term: ▼

Campus: ▼

Departments [Select All](#) | [Clear All](#)

- ART - ART
- BIOAP - BIO -- ANIMAL PHYSIOLOGY & ANATOMY
- BIOBM - BIO -- BIOCHEMISTRY MOLECULAR & CELL
- BIOG - BIOLOGY -- GENERAL

Courses [Select All](#) | [Clear All](#)

Please select at least one Department

ORDER TYPES

eRATEX orders can be placed in several ways: the regular site, the mobile site, or a phone order. When viewing an order in the Orders > View/Manage Orders screen, on the General tab, you can see what kind of order was placed.

Receipt E-Mail Sent On: 12/30/2013 10:23:19 AM Re-Send Receipt E-Mail Regenerate Receipt

Ready To Ship: No Mark As Ready To Ship

Order Weight: 1.00 Adjust Weight

Shipping Method: FED Ex - Ground

Shipping Status: Carrier:

Tracking Number:

Shipped On: (defaults to today's date)

Mark As Shipped

Was Printed: No Mark As Printed

Has Download Items: No
 Has Distributor Items: No
 Has Multiple Shipping Addresses: No
 Has Gift Registry Items: No

Bill To: Jessica Sobonya
 PO Box 300
 Las Vegas, NV 89119
 UNITED STATES
 1-610-828-8630

Ship To: Jessica Sobonya
 1401 Ivy Dr.
 Wilmington, DE 19803
 UNITED STATES
 1-610-592-4176

Order Source Type: Mobile

ORDER UPDATE E-MAIL MODIFICATION

Shipment numbers that began with leading zeros were being cut off on the Order Update e-mail that was being sent to customers. This has been corrected.

MISSING REPORTS

With the upgrade to eRATEx 4.1 (and AspDotnetStoreFront 9.3), the Orders > Reports menu no longer listed any reports. According to the AspDotnetStoreFront manual (article here:

<http://manual.aspdotnetstorefront.com/p-1632-some-reports-are-not-found-in-msx9310-admin-menu.aspx>)

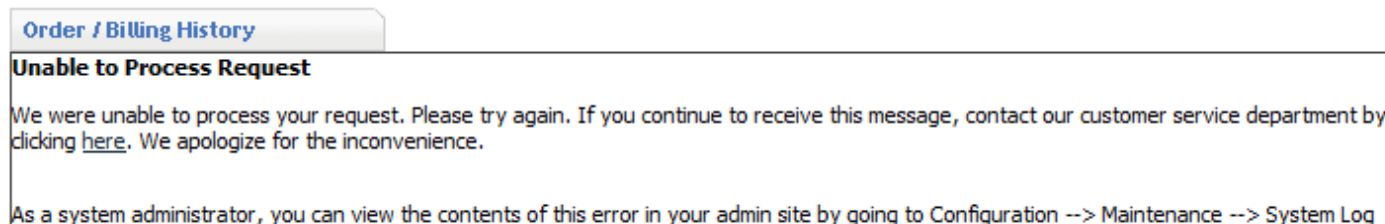
ASP is moving to a new Reports interface, and the links to the reports were removed. The reports still exist, however, and for ease of use, RBS has added the reports under the eRATEx menu.

PO BOX VALIDATION FIX

If AppConfig DisallowShippingToPoBoxes is set to "True", eRATEx was rejecting shipping addresses with "Box" in the street name (ex. 123 Boxwood Street, 123 Box Ave). Logic has been added to reject addresses with PO Box or Box #123 as part of the addresses, and allow "Box" as part of the street name.

SPECIAL CHARACTERS FIX

When special characters are added to a product name, XML packages could not interpret the special characters properly. These special characters are typically copied from Microsoft Word, like quotation marks, the trademark symbol, or the copyright symbol. This resulted in customers seeing “Unable To Process Request” messages instead of their order information in the eRATEX Order History and Order Update e-mails, as shown below:



The base XML packages have been updated to interpret special characters properly using UTF-8, and error messages should no longer display when special characters are used. Schools that have built their own XML packages should review them and change the encoding to UTF-8 so special characters will be interpreted properly.

BOOKLIST RENTAL DISPLAY BY TERM MODIFICATION

Some schools allow students to purchase textbooks from multiple terms and have requested the ability to display rentals for one term but not another. Logic has been added to eRATEX to hide rentals if the Rental Return Date (defined in eRATEX > Modify Terms) is blank or in the past. If the term is set to “Display”, the rentals will display regardless of the Rental Return Date, for HEOA compliance.

PRODUCT TYPE DEFAULT APPCONFIGS

New AppConfigs have been added to control the “default” Product Types for GM, TR, and TX, respectively. The AppConfigs are:

RATEX.ProductType.GM

RATEX.ProductType.TR

RATEX.ProductType.TX

A valid Product Type should be entered for each AppConfig.

PCD START/END DATES/TIMES SUPPORT

Further improvements have been made to eRATeX to support the Start Date, End Date, Start Time, and Stop Time on VisualRATeX PCDs. This will allow eRATeX to “control” when a PCD starts and ends. Users must upgrade to VisualRATeX 19.3 or higher to use this logic with eRATeX 4.2.

eRATEX 4.2.1

eRATEX 4.2.1 is a patch update to eRATEX 4.2. The following features & bug fixes were introduced in this patch:

RENTAL OUT OF STOCK / PURCHASE THRESHOLD SETTINGS

In VisualRATEX, the Out of Stock flags in TX.BOOK.MNT are applicable to new textbooks and used textbooks, respectively. There are no Out of Stock flags for new and used rentals. To get around this VR limitation, some parameters have been added to the Rental and eBook Configuration page in eRATEX, to have new and used rentals honor the new and used purchase threshold, as shown below:

The screenshot shows two configuration rows. Each row has a question mark icon on the left, followed by a label, a radio button selection, and a copy icon on the right.

- Honor New Purchase Threshold:** No Yes
- Honor Used Purchase Threshold:** No Yes

Below these rows is a blue **Submit** button.

SHOW COURSE COMMENTS SETTING

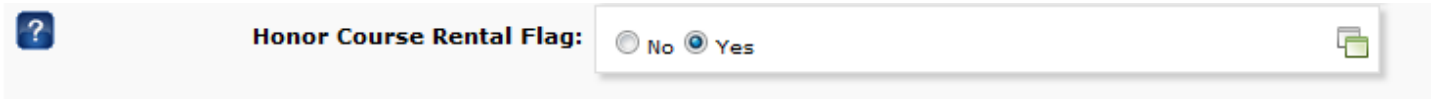
Course comments can be shown or hidden on the Booklist page based on a new parameter in the Booklist Configuration page, as shown below:

The screenshot shows a list of configuration options, each with a question mark icon on the left. The options are:

- Show Product Detail Overlay:** No Yes
- Show ISBN:** No Yes
- Show Author:** No Yes
- Show Description:** No Yes
- Maximum Description Length:**
- Show Publisher:** No Yes
- Show Volume:** No Yes
- Show Edition:** No Yes
- Show Copyright:** No Yes
- Show Course Comments:** No Yes

HONOR COURSE RENTAL FLAG SETTING

In VisualRATEX, when entering course requests, there is a “Rental” flag setting for each book on the course request. eRATEX will acknowledge this setting if the “Honor Course Rental Flag” parameter is set to “Yes” in the Booklist Configuration, as shown below:



This means that if the Rental flag on the course is set to “No” for a particular book, the rentals will not display for that book for that course. This allows rentals to show on some courses, but not other courses, depending on how the Rental flag is set on the course request.

RENTAL COLLATERAL FOR PRE-ORDERS FIX

If the “Require Collateral” parameter was set to “No,” users were still being prompted to enter a collateral credit card during the Textbook Pre-Order process. This has been corrected.

PROMOTIONS FIXES

Some bugs with the Promotions Engine have been corrected:

PRODUCT DISCOUNT ALERT DISPLAY FIXES

Auto Applied Promotions were displaying the Product Discount Alert text outside of the Promotion Start/End Dates/Times. Also, the Product Discount Alert text was not displaying for products within child categories, when the “Include Child Categories” setting was used in the Enable Category Requirement area. This has been corrected.

Clearing the Product Discount Alert field and saving was not clearing the text. This has been corrected.

PRODUCT TYPE DEFAULT BUG FIX

In eRATEX 4.2, new AppConfigs controlled the default product type that was assigned to products for GM, Trade, and Text, respectively:

RATEX.ProductType.GM
 RATEX.ProductType.TR
 RATEX.ProductType.TX

If these AppConfigs were left blank, a “blank” Product Type was being created & assigned to products. This logic has been corrected; if these AppConfigs are blank, the Product Types of Generic Product, Trade, and Textbook will be used.

DISPLAY ORDER ON THE BOOKLIST PAGE FIX

If a GM product was added to a course through the eRATeX > Course Products > Assign Products To Courses process, the product’s display order was not being reflected on the Booklist page. This has been corrected.

eRATEX 4.2.1.1

A small patch update was created for eRATEX 4.2.1. The following bug fix was included in this patch:

WEB RULE APPLICATION FIX

In certain cases, the “HideVariantsWithLessThanThisInventoryLevel” web rules were not being applied to all classes, for example, new textbook class web rules were working properly, but used textbook class web rules were not. This has been corrected.

eRATEX 4.3

eRATEX 4.3 is a patch update to eRATEX 4.2. The following features & bug fixes were introduced in this patch:




COURSE REQUIREMENTS CHOICES (CRC) SUPPORT

eRATEX 4.3 supports Course Requirements Choices (CRC) that are created on courses in VisualRATEX.

NOTE: CRC will be available in VisualRATEX 19.3. The changes are significant. The courselistbuilder.aspx and booklist.aspx pages have been significantly modified to display course requirements choices effectively.

COURSELIST BUILDER CHANGES

On the Courselist Builder page, the selected courses no longer display how many books are associated with each course, because not all required books need to be purchased, depending on how the CRC data is entered onto the course.

Selected Courses	
SUMMER 2014	
	ART - 100 Section 1 - FIELDS, SALLY
	CHEM - 100 Section 1 - BISHOP, LINDA
	NUT - 100 Section 1 - YARDLEY, JAMES
Choose Books >>	

BOOKLIST CHANGES

The booklist page has been extensively modified to display each requirement choice effectively. Below is one example of a course where the student must select 5 books from a list of 10 books (not all 10 are shown):

SUMMER 2014 - RaterU - CHEM 100 - Section 1 - INTRODUCTION TO CHEMISTRY

Instructor: BISHOP, LINDA


Required Materials

select all: [new](#) | [used](#)

Allow substitution?
(required)

unselect item

Choose 5 of This List



ORGANIC CHEMISTRY (COLLINS COLLEGE OUTLINE) (REV AND UPD) (P)

Author: SMITH
ISBN: 9780060881542
Publisher: Harpercollins Publishers
Copyright: 06


NEW: \$15.95
Out of Stock

USED: \$12.00
Out of Stock

[Affiliate Rentals Available](#)

Yes

No



CHEMISTRY

Author: CHANG RAYMOND
ISBN: 9780077274313
Publisher: Mcgraw-hill Book
Copyright: 09


NEW: \$229.67

USED: \$172.25

[Affiliate Rentals Available](#)

Yes

No



CHEMISTRY: THE CENTRAL SCIENCE WITH MASTERING

Author: BROWN THEODORE E
ISBN: 9780321741059
Publisher: Pearson

NEW: \$247.20
Out of Stock

USED: \$185.50
Out of Stock

[Affiliate Rentals Available](#)

Yes

No



STUDY GUIDE FOR CHEMISTRY: A MOLECULAR APPROACH

Author: SHANOSKI JENNIFER
ISBN: 9780321667885

NEW: \$71.47
Out of Stock

USED: \$53.50

Yes

No



A student can select the books that meet each requirement choice, and begin the checkout process. The student can choose to purchase fewer books, or more books, but if they select more books than the requirement advises, they will be warned, as shown below:

You have selected more items than needed to fulfill a requirement. You may continue with your purchase or you may unselect the last item chosen.

INSTRUCTOR: BISHOP, LINDA

Required Materials	select all: new used	Allow substitution? (required)	unselect item
Choose 5 of This List			
	<p>ORGANIC CHEMISTRY (COLLINS COLLEGE OUTLINE) (REV AND UPD) (P)</p> <p>Author: SMITH ISBN: 9780060881542 Publisher: Harpercollins Publishers Copyright: 06</p>	<p><input type="radio"/> NEW: \$15.95 Out of Stock</p> <p><input checked="" type="radio"/> USED: \$12.00 Out of Stock</p> <p style="text-align: center;">Affiliate Rentals Available</p>	<p><input type="radio"/> Yes</p> <p><input checked="" type="radio"/> No</p> <p style="text-align: right; color: red; font-weight: bold; font-size: 1.2em;">X</p>
	<p>CHEMISTRY</p> <p>Author: CHANG RAYMOND ISBN: 9780077274313 Publisher: Mcgraw-hill Book Copyright: 09</p>	<p><input type="radio"/> NEW: \$229.67</p> <p><input checked="" type="radio"/> USED: \$172.25</p> <p style="text-align: center;">Affiliate Rentals Available</p>	<p><input type="radio"/> Yes</p> <p><input checked="" type="radio"/> No</p> <p style="text-align: right; color: red; font-weight: bold; font-size: 1.2em;">X</p>

PRE-ORDER CHANGES

The textbook pre-order process has been changed significantly to handle course requirement choices. The following new parameters have been added to the Pre-Order Configuration page:

- ? Ignore Inventory when Converting: No Yes
- ? Satisfy Req'd Choice Lists by Lowest Price: No Yes
- ? Auto Add Materials for "ALL" Section: No Yes

Ignore Inventory when Converting – Pre-Orders can ignore inventory levels by setting this parameter to Yes. If set to No, adequate inventory is a factor in whether a pre-order can convert to an internet order.

Satisfy Required Choice Lists by Lowest Price – For each course requirement choice group, the books can be selected by Lowest Price if this parameter is set to Yes. If this parameter is set to No, books with the highest inventory will be selected. For example, if one requirement choice group is “Choose 5 of these 10 Books” and

this parameter is set to Yes, the 5 books with the lowest price will convert onto the internet order. If this parameter is set to “No,” the 5 books with the highest inventory will convert onto the internet order.

Auto Add Materials for “ALL” Section – If an “ALL” section exists for a course (i.e. CHEM 100, Section ALL), and the student pre-orders a regular course (i.e. CHEM 100, Section 1), the materials on the “ALL” section will be added to the pre-order if this parameter is set to “Yes.” If this parameter is set to “No,” the ALL section will not be included. **IMPORTANT:** If an “ALL” section has required groups & choices, and the regular section also has required groups & choices, the required materials on “ALL” will not convert properly onto the pre-order or internet order. This is a limitation of the CRC and pre-orders logic. We hope to address this limitation in a future release of eRATEX.

CAS AUTHENTICATION SUPPORT

eRATEX 4.3 supports CAS authentication. The following sections have been revised to support CAS Authentication setup in eRATEX. If you would like to implement CAS with eRATEX, please contact vrsupport@ratex.com so RBS can assist with the required setup.

AUTHENTICATION SERVICES PAGE

The Authentication Services Page, located under **eRATEX > Advanced > Authentication Services**, has been modified with a CAS option, where CAS authentication can be configured:

Now In: Authentication Services

Authentication Service Configuration:

Use this page to enable an Authentication service, and configure the general parameters for the Authentication Services supported in eRATEX.

Authentication Services:

<input type="radio"/> Disabled	
<input checked="" type="radio"/> CAS	configure
<input type="radio"/> SAML/Shibboleth	configure

Save

CONFIGURATION WIZARD CHANGES

The Configuration Wizard has been modified with a section for “Student Authentication” for AR and Student Charge, instead of having a separate entry for SAML/Shibboleth and CAS. The applicable parameters for the authentication service being used by the bookstore must be entered by clicking the Configure Links.

Payment Authorization Options	
Student Card Authorization:	<input checked="" type="radio"/> Disabled
	<input type="radio"/> Cornell Card configure
	<input type="radio"/> OneCard configure
	<input type="radio"/> Student Authentication configure
AR Charge Authorization:	<input type="radio"/> Disabled
	<input type="radio"/> Student Authentication configure

[Submit](#)

TEXTBOOK PRE-ORDERS – PENDING PRE-ORDER ENHANCEMENTS

The pending pre-order logic has been enhanced to ensure that if a student pre-orders multiple courses, and the pre-order converts multiple orders due to inventory issues (etc.), and the same book is present on multiple courses, that the student will only get 1 copy of the book.

“MANAGE PRODUCT LISTS” SCREEN & NEW APPCONFIGS

A new screen has been added to the eRATEx Menu called Manage Product Lists, as shown below:

Home	Orders	Products	Organization	Content	Users	Configuration	Help	eRATEx
Now In: Manage Product Lists								
Related Products Also Bought Recently Viewed Upsell Products								
?	Enable Dynamic Related Products:	<input type="radio"/> No <input checked="" type="radio"/> Yes						
?	Number to Display:	<input type="text" value="8"/>						
?	Display Format:	Grid						
?	Number of Grid Columns:	<input type="text" value="4"/>						
?	Restrict to Category Hierarchy:	<input checked="" type="radio"/> No <input type="radio"/> Yes						
?	Minimum Category Level:	1						
Save Changes								

This screen takes existing AppConfigs for Related Products, Also Bought, Recently Viewed, and Upsell Products and organizes them into tabs.

Two new AppConfigs that RBS added are “Restrict to Category Hierarchy” and “Minimum Category Level” to the Related Products and Also Bought tabs. These parameters allow you to “restrict” what products display in the Related Products and Also Bought areas to the category the product resides in. For example, if a product is being viewed in the Apparel > T-Shirts > Women’s T-Shirts category, if “Restrict to Category Hierarchy” is enabled, Related Products & Also Bought will only display products within the Apparel, T-shirts, or Women’s T-Shirts categories. If “Minimum Category Level” is set to “1”, Related Products & Also Bought will only display products within the sub-category only (Women’s T-Shirts in this example).

SHIPPING TRACKING NUMBER COMMUNICATION IMPROVEMENTS

One of the outstanding issues with online orders was the ability to communicate tracking numbers to customers in an effective manner. For those not using the UPS or FedEx integration, users are forced to enter a tracking number prior to closing the shipment. If there was a payment issue resulting in an order cancellation, the tracking number/label had to be voided, resulting in extra, unnecessary work.

To help improve these situations, eRATEX and VisualRATEX have been enhanced with a better tracking number entry process, with better customer communication.

In VisualRATEX, there is a new screen called Shipment Tracking, or OF.SHIPMENT.TRACKING.MNT.

(NOTE: This screen will be available in VisualRATEX 19.3.) This screen is identical to OF.SHIPMENT.MNT, with the Tracking number area editable at any time. Users can enter this screen and enter the tracking number in OF.SHIPMENT.TRACKING.MNT after the shipment closes successfully in OF.SHIPMENT.MNT.

In eRATEX, some changes have been made to improve customer communication. When editing a shipping method in the eRATEX Admin, there is a new option called “Add to Require Tracking Number List,” as shown below:

Now In: Edit Shipping Method

Editing Shipping Method: FED Ex - Ground (ID=14)

Please enter the following information about this shipping method. Fields marked with an asterisk (*) are required. All other fields are optional.

*Name:

Add to Require Tracking Number List: No Yes

Add to Free Shipping Only List: No Yes

Add to Free Shipping List: No Yes

Is Pickup: No Yes

Valid Postal Codes: *Leave blank to allow all*

[Back](#)

When set to “Yes,” the shipping method ID will be added to AppConfig **Ratex.ShippingMethod.RequireTrackingNumberList**.

When a sales order with a shipping method that requires a tracking number is closed in OF.SHIPMENT.MNT, the Order Update e-mail and Order History will say, “Tracking number will be provided.” This verbiage is controlled by string resources **notification.orderupdate.pendingtracking** and **orderhistory.pendingtracking**, respectively.

When a tracking number is entered in OF.SHIPMENT.TRACKING.MNT, the Order Update e-mail will be sent with the tracking number, and the Order History will be updated with the tracking number.

SUBSTITUTION PREFERENCE SETTING FIX

When a customer creates an account on eRATEX, logs out, and goes to the Booklist page to purchase textbooks, their Substitutions Preference setting was not being saved when the customer logged into their account. This has been corrected.

NULL APPCONFIG FIX

If AppConfig **RATEX.Booklist.Personalization.Type** was set to null, the **courselistbuilder.aspx** and **booklist.aspx** pages were not loading and generating errors. This has been corrected.

FREE SHIPPING THRESHOLD WITH PROMOTIONS FIX

If AppConfig FreeShippingThreshold is defined with a value (ex. 50.00) to give free shipping over a certain dollar amount, promo codes were not being factored into the calculation. For example, if an order total was \$50, but a \$5 promo code was used, the order was still given “free” shipping because the original order total was \$50. A new AppConfig RATEX.FreeShippingThreshold.IncludeDiscounts has been added to only apply free shipping to the order total after any promotions/discounts have been applied.

FREE SHIPPING DISPLAY

If a shipping method has a 0.00 shipping charge, it will show 0.00 by default. You have the option of displaying the word “FREE” instead by modifying string resource **shoppingcart.aspx.16**.

NEW XML PACKAGES FOR MOBILE/DESKTOP TOPIC DIFFERENCES

Some bookstores may want the verbiage of a topic to say something different on a desktop computer vs. on a mobile phone, due to sizing/display issues, etc. Topics can display different information on a desktop and mobile by using a new XML package called TopicSelector.XML.Config, which must be placed in the skin directory of the main site and the skin directory of the mobile site. Two new topics must be created, one for the desktop site and one for the mobile site. To use the XML package, the following string must be placed within an area of the site, for example a category header:

```
(!XmlPackage name="topicselector.xml.config" topicname="category-holiday-home"
mobiletopicname="category-holiday-mobile" !)
```

Please contact RBS if you have additional questions about using this feature.

“DISPLAY IN MOBILE SITE” CATEGORY PARAMETER MODIFICATION

When viewing a category in the eRATEX Admin, there is a new parameter called “Display In Mobile Site,” as shown below:

Entity Edit

Categories View : Clothing (2)
Status : Editing category

Main Images Summary Description Extension Data Search Engine Products Display Order

*Name:

*Published: No Yes

*Show in Product Browser: No Yes

*Parent: --ROOT LEVEL--

*Display Format XmlPackage: ?

Quantity Discount Table:

Page Size: ?

Column Width: ?

Order Products By Looks: No Yes

Display in Mobile Site: No Yes

Update Save and Close Cancel

The mobile.entitylist.xml.config XML package needed to be modified to acknowledge this new parameter and hide the categories where this parameter was set to “No.”

BOOKLIST PERSONALIZATION – STUDENT AUTHENTICATION – TERM DROPDOWN ADDED

For those using the Booklist Personalization “Student Authentication” option, a Term dropdown box has been added. The term dropdown will display if there are two or more active terms, so the student can select a term prior to authenticating and retrieving their personalized booklist.

Are you a current student of Ratex University? Enter your Student ID below for your personalized booklist!

Term: ▼

[Get Course List](#)

TERM CODE FIX

A bug was discovered in eRATEx > **Modify Terms** if a user tried to create a new term code that already existed. This bug has been corrected.

PASSWORD RECOVERY ADDED TO CHECKOUT ANON PAGE

A “Forgot Your Password”? prompt has been added to the Checkout Anonymous page, as shown below:

Now In: Checkout

Browse Categories

- Clothing
- Featured Products
- Gift Cards
- Holiday Items
- Technology

Help & Info

- About
- Returns
- FAQ
- Contact Us



Returning Customers:

If you already have an account, please sign in using your E-Mail address and password below.

Email Address:

Password:

Sign in & Checkout

Forget your password?

[click here](#)

New Customers:

Register & Checkout

Register Now For Additional Site Features:

- Remember your cart for next time
- Remember your order history
- Create your shipping/billing address book
- Setup a wish list
- Easily re-order again

If you don't want to register

Skip registration and continue to checkout

Skip Login & Checkout

[About YourCompany.com](#) | [Returns](#) | [FAQ](#) | [Contact Us](#)
[Wishlist](#) | [Site Map](#) | [Privacy Policy](#) | [Security](#)

© YourCompany.com 2010. All Rights Reserved.

Powered by eRATEX™ RATEX Business Solutions

TEXT ISBN SEARCHING PARAMETER

A new AppConfig has been added to control how ISBNs can be searched in eRATEX. The AppConfig is:

RATEX.Search.TXMatchFullISBNOnly

If set to True, only full 13-digit ISBN searches will return results. If set to False, partial ISBN searches will return results.

ZERO-COST ORDERS BUG FIX

A bug was discovered with orders that had items that totaled zero dollars – for example, the customer uses a promo code which makes the item “free.” When a customer selected a shipping method, the order total reflected the shipping charges, but the customer was not required to enter any payment information, as shown below:

Select Shipping Method

Shipping Method:

- In-Store Pickup (\$0.00)
In-Store Pickup hours: 10a - 3p Monday through Thursday at the Customer Service desk
- FedEx - Ground (\$0.00)
- FedEx Ground - Home Delivery (\$0.00)
- FedEx - Express Saver (\$0.00)
- FedEx - 2 Day (\$0.00)
- FedEx - Standard Overnight (\$0.00)
- UPS Ground (\$8.45)
- UPS 2nd Day (\$11.53)
- UPS Next Day (\$14.94)

Payment Selection

No payment information is required, as your order total is zero.

[Continue Checkout](#)

Order Summary

Product	Quantity	SubTotal
RBS SWEATSHIRT-Small Black SKU: 00028	1	\$49.99
		Subtotal: \$49.99
		Order Discounts: -\$49.99
		Shipping: (UPS Ground) \$8.45
		Tax: \$0.51
		Total: \$8.96

This has been corrected, so in this situation, the customer will need to enter payment information to complete the order.

UNKNOWN SHIPPING OPTION

Some bookstores may not know the shipping charges for a particular shipping method, and want to determine the charges during order processing. A new AppConfig has been added called **RATEX.ShippingMethod.HasUnKnownRateList** to help with this scenario. Any shipping methods listed in the AppConfig will not display a shipping rate, but will instead display the text defined in string resource **cart.unknownshippingrate**. The shipping method price should be set to 0.00 in the **Configuration > Shipping > Shipping Rates Table**. The default text is “TBD”, as shown below:

Please select the desired shipping method below:

- FED Ex - Ground \$6.50
- FedEx - 2 Day \$15.00
- FedEx Ground - Home Delivery \$6.00
- FedEx - Express Saver \$5.00
- FedEx - Standard Overnight \$25.00
- UPS GROUND TBD**
- UPS - 2 Day \$12.95
- UPS - 3 Day \$8.95
- USPS - Standard \$5.95
- In Store Pickup (FREE)
- West Campus Pickup \$1.50

SHIPPING METHOD DISPLAY FIX

A string resource has been added to control the shipping method display on the shipping method selection screens (checkout shipping, one page checkout, and mobile checkout shipping). The string resource is **shipmethod.displayformat**. This is for informational purposes only; a user should not have to change this string resource.

CELL PHONE FIELDS

A cell phone field has been added to both the billing address and shipping address in eRATEX. The integration will be modified to send cell phone with the address & order information to VisualRATEX in a future release.

SCIQUEST HOME PAGE TOPIC ADDITION

For those using SciQuest, the home page is a copy of the hometopintro topic. Some users wanted a different look/feel for their SciQuest home page, so a new topic was added called sciquest.hometopintro. This topic is the new default, and can be modified to display different information.

eRATEX 4.3.0.1

eRATEX 4.3.0.1 is a small patch update to eRATEX 4.3. These bugs & fixes were made as a result of the pilot testing:

TEXTBOOK PRE-ORDER QUEUE “NO ADOPTIONS RECEIVED” DISPLAY ISSUE/FIX

A bug was discovered with textbook pre-orders where courses that had enrollments (TX.CEF), but have not been adopted (no TX.CRF), had the “No Adoptions Received” text displaying as Green / Ready To Convert. This has been corrected.

SAML/SIBBOLETH AUTHENTICATION REQUESTS FIX

Some changes were made to the SAML/Shibboleth component for the authentication requests to be standards-compliant. This fix only affects those using SAML/Shibboleth for authentication.

PRE-ORDER TERM FOR PRE-ORDER PERSONALIZATION FIX

There was an issue using the Pre-Order Term for Pre-Order Personalization. The issue has been corrected.

eRATEX 4.3.1

eRATEX 4.3.1 is a small patch update to eRATEX 4.3. The following bug fixes were included in this patch:

SAML/SHIBBOLETH INTEGRATION CHANGES

Additional logic was added to the SAML/Shibboleth process to support ADFS integration.

TEXTBOOK PRE-ORDER CAMPUS DISPLAY CHANGE

Campuses would only display on the Pre-Order Courselist Page if the associated term was set to “Current.” This logic has been changed so any published campus will display its course information on the Pre-Order Courselist Page.

BOOKLIST CUSTOM REDIRECT URL

Some bookstores have requested the ability for students to authenticate in eRATEX, but be redirected to Verba Compare to purchase their textbooks. Logic has been added to support this. On the Booklist Configuration page, a new parameter has been added called Custom Redirect URL, as shown below:

The screenshot shows two configuration fields. The first is 'Booklist Personalization Type' with a dropdown menu containing three options: 'TopicOnly', 'StudentScheduleImport', and 'StudentAuthentication'. The 'StudentAuthentication' option is selected, and there is a 'configure' link next to it. The second field is 'Custom Redirect URL' with a text input box containing the URL: `http://eratem.verbacompare.com/compare?catid=`.

When a URL is entered, once a student is authenticated in eRATEX, the user will be redirected to this URL to purchase their textbooks. In this example, the URL is our eRATEX Verba Compare site. If you are interested in learning more about this functionality, please contact RBS.

TEXT ISBN SEARCHING PARAMETER – ADDITIONAL FIX

Some additional logic was added to new AppConfig `RATEX.Search.TXMatchFullISBNOnly`. When this parameter was enabled, product ID matches were being returned in the search results. Since product IDs are not part of the ISBN, this has been corrected and will no longer occur.

TRADEBOOK TITLE FIX ON ORDER UPDATE E-MAILS

There was a long-standing bug where Tradebook titles would not display properly in Order Update E-mails & Order History on eRATEX. This has been corrected.

MOBILE SUBSTITUTION POLICY DISPLAY FIX

On the mobile site, the Substitution Policy would display when the customer goes to the Booklist Configuration page, even though the Substitution Behavior was set to “Always Substitute” or “Never Substitute.” This has been corrected.

eRATEX 4.3.2

eRATEX 4.3.2 is a small patch update to eRATEX 4.3. The following bug fixes were included in this patch:

TEXTBOOK PRE-ORDER DUPLICATE PRODUCTS FIX

A flaw was discovered in the Textbook Pre-Order logic regarding courses that have duplicate products. In eRATEX 4.3 we added logic to prevent a pre-order from converting duplicate copies of the same product for the same pre-order, for example if English 100 and English 200 had the same book(s), the customer would only get 1 copy of the book. However, if a pre-order partially converted and another course with identical materials was added to the pre-order, the pre-order logic did not know how to handle this situation and the pre-order could not convert the course. We have adjusted the logic to allow the course with identical materials to “convert” while ensuring that the customer will not receive duplicate items.

CUSTOM DATA PROMPTS

eRATEX has the ability to display and collect custom data by defining a series of AppConfigs and String Resources. The custom data can be 1-3 fields that can be required or optional, and the custom data can be collected on a customer’s account page, during checkout, or both. If a customer enters custom data and places an order, the custom data is viewable on the order in the **Orders > View/Manage Orders page**.

To set up the custom data, AppConfigs that begin with **RATEX.CustomData** and String Resources that begin with **CustomData** must be properly configured. Please contact RBS if you are interested in setting up custom data.

In addition, Order Fulfillment can be customized to send the custom data down with the internet order, sales order, and the custom data can also be written to the POS.VST. Please contact RBS if you are interested in this customization.

Are you an Air Miles member? Yes No

Air Miles Account Information:

* Collector Number:

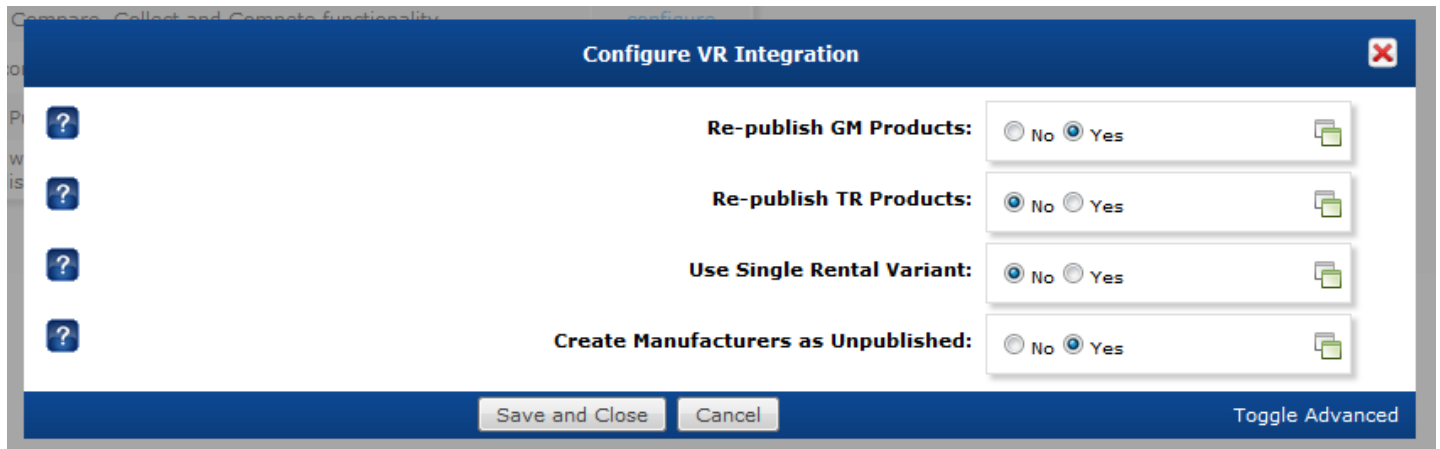
* First Name:

* Last Name:

Custom Data Example

CREATE MANUFACTURERS AS UNPUBLISHED

A new parameter has been added to control whether manufactures are published or unpublished when they are added to the site. The parameter is located in the VR Integration Configuration parameters, located under eRATES > Advanced > Integration Configuration, select “Configure” next to VR:



SET COURSES TO “DISPLAY ONLY” BY STORE

Some bookstores display courses from multiple stores on eRATES and have requested the ability for one store’s courses to be display only on the Booklist page, while another store’s courses can be purchased. Logic has been added to support this. A new AppConfig has been added called:

RATES.Booklist.DisplayOnlyStoreList

Enter a comma-separated list of store numbers to be Display Only on the Booklist page. In the below example, MAIN 269 1 is a store 1 course, and COMM 100 is a store 10 course. Store 1 is set to “Display Only” in the AppConfig, and the Booklist page displays the course information with no option to purchase the textbook:

All Courses

269 1


COMM 100

ECOM 100

SUMMER 2014 - MAIN - 269 1 - Section 100

Instructor: ERIN

Optional Materials



NUTRITION & WELLNESS

Author: DUYFF ROBERTA LARSON
 ISBN: 9780026432160
 Publisher: Macmillan Dist Center

NEW: \$90.00
USED: \$67.50
NEW RENTAL: \$45.00
USED RENTAL: \$33.75

SUMMER 2014 - MAIN - COMM 100 - Section 1

Instructor: WILEY, SAM

Required Materials

select all: [new](#) | [used](#)

Allow substitution? (required)

unselect item



Robert G. Gallager

PRINCIPLES OF DIGITAL COMMUNICATION

Author: GALLAGER ROBERT G
 ISBN: 9780521879071
 Publisher: Cambridge University Press
 Copyright: 08

NEW: \$88.00
 USED: \$66.00
No rental available

Yes
 No



AFFILIATE RENTALS DISPLAY FIX FOR OOS BOOKS

If an affiliate rental book offered by Follett's SKYO program was out of stock, all variants would display with the same price. This pricing was coming from SKYO and was confusing to the end-user, so RBS has modified the logic to only show in-stock affiliate rentals.

DEPARTMENTS SENT TO VERBA

When sending course information to Verba, we were sending old departments for older terms; we have modified the logic to only send departments for current terms, and not older, inactive terms.

eRATEX 4.3.3

eRATEX 4.3.3 is a small patch update to eRATEX 4.3. The following bug fixes were included in this patch:

TEXTBOOK PRE-ORDER ENHANCEMENTS/FIXES

Several enhancements/fixes have been made to the Textbook Pre-Orders system in eRATEX:

TAX CALCULATION FIX

For In-Store Pickup pre-orders, sales tax was being calculated for the customer's default shipping address and not the in-store pickup address. This has been corrected.

QUEUE PERFORMANCE IMPROVEMENTS

The Textbook Pre-Order queue was timing out / not loading properly if the pre-order queue had a lot of closed/canceled pre-orders. The queue performance has been improved to load faster and eliminate these time outs from occurring.

TRANSPARENT IMAGES / .PNG EXTENSION FIX

If images with transparent backgrounds, like .PNGs, were uploaded using the Multi-Image Manager, the transparency was being removed. This has been corrected, and the following AppConfigs have been modified to support transparency. If you plan to upload transparent images using the Multi-Image Manager, review these AppConfigs and set them to retain transparency:

DefaultFillColor – set to “transparent” (no quotes); this is applicable for all images.

ProductImg_Large – set to “fill:transparent;” (no quotes) to retain transparency for large images.

ProductImg_Medium – set to “fill:transparent;” (no quotes) to retain transparency for medium images.

ProductImg_Icon – set to “fill:transparent;” (no quotes) to retain transparency for icon images.

When .PNGs were uploaded using the Multi-Image Manager, AspDotNetStoreFront was saving the file names with a .JPG extension; this has been corrected.

eRATEX 4.3.4

eRATEX 4.3.4 is a small patch update to eRATEX 4.3. The following bug fixes were included in this patch:

CYBERSOURCE SECURE ACCEPTANCE PARTIAL AUTH AVS CHECKS

For those using partial authorizations, CyberSource Secure Acceptance recorded the payment details and did not do an authorization of any kind. This resulted in no AVS check being performed, and orders would be sent to Order Fulfillment with possible AVS issues that would not be detected until the order tried to close in OF.SHIPMENT.MNT. Logic has been added to create the partial authorizations again, and send the AVS results down with the order. Full authorizations were not affected.

TEXTBOOK RENTAL COLLATERAL COLLECTION FIX

If a customer orders a textbook rental and is required to enter collateral, and the customer pays for the order with the collateral credit card, the collateral flag was not being sent down properly with the order. This has been corrected.

PHONE ORDER ENTRY ADDRESS UPDATING FIX

If a customer creates an account and chooses that their shipping address is the same as their billing address, the database created a single address record. This presented problems in the Phone Order Entry process when a user tries to update the customer's billing address and shipping address information. Because there is only one address record, the billing and shipping address changes were not being saved properly. Logic has been added to make the identical billing and shipping addresses unique records in the database, resolving this situation.

ACCESSIBILITY TECHNOLOGY INITIATIVE (ATI) COMPLIANCE

Some minor changes were made to various attributes of eRATEX (i.e. ALT / TITLE attributes for images) to comply with ATI guidelines.

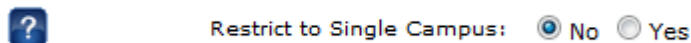
RATINGS ENABLED / CONNECTION ISSUE FIX

A bug was discovered when product ratings were enabled that caused web site connections to be used up at a rapid rate, which caused performance issues. The bug has been corrected.

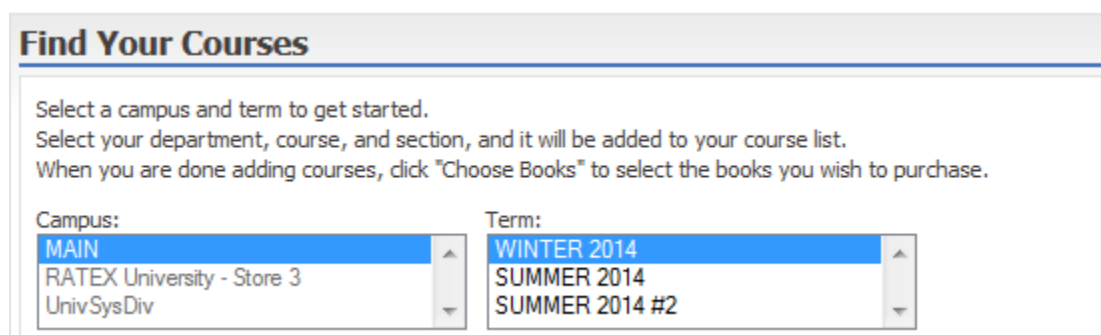
SINGLE CAMPUS RESTRICTIONS / PICKUP METHOD IMPROVEMENTS

Some schools have requested the ability to restrict a student from ordering textbooks from multiple campuses. Additionally, a campus can be associated with a specific pickup shipping method, and a default pickup method can be displayed for all other orders. Logic has been added to support this.

A new Booklist Configuration parameter has been added called *Restrict To Single Campus*, as shown below:



If set to “Yes,” the student will not be able to order textbooks from multiple campuses on the CourseList Builder page. Once a campus and course has been selected, the other campuses will be grayed out/not-selectable:



Each campus can be linked to a pickup shipping method, so a specific pickup shipping method will display during the checkout process. In the Edit Shipping Method screen, for pickup methods there is a new field for Campus, as shown below:

Now In: Edit Shipping Method

Editing Shipping Method: In Store Pickup (ID=6)

Please enter the following information about this shipping method. Fields marked with an asterisk (*) are required. All other fields are optional.

*Name:

Add to Require Tracking Number List: No Yes

Add to Free Shipping Only List: No Yes

Add to Free Shipping List: No Yes

Is Pickup: No Yes

* VR Ship Method Name:

Show Pickup Contact Data: No Yes

Default to Billing Address: No Yes

Pickup Address:

* Name:

*Address1:

Address2:

*City or APO/AFO:

*State/Province:

*Zip:

Country:

Campus:

[Update](#) [Back](#)

The pickup method will display during checkout when the student orders textbooks from the specified campus. For non-textbook orders, there is a generic “default” pickup method option that will display; this is controlled by the following AppConfig:

RATEX.ShippingMethod.DefaultCampusPickupID

eRATEX 4.4

eRATEX 4.4 is a patch update to eRATEX 4.3. The following features & bug fixes were introduced in this patch:

ADMIN SECURITY

Admin Security has been added to eRATEX, to allow administrators to control which Admin users have access to pages/processes in the Admin Console. To set up Admin Security, go to:

eRATEX > Advanced > **Admin Security**

The Admin Security is broken into two parts: Security Roles and Custom Menus. Security Roles and Custom Menus can be used independently, or in conjunction with each other.

SECURITY ROLES

A Security Role can be created to allow/deny access to specific Admin Console pages. Multiple Security Roles can be created and assigned to an Admin user. The Security Role must have a name, description, and it must be marked as active before it can be used. All Admin Console pages display in an Access Denied List, and a user can move pages from the Deny list to the Granted list, as shown below:

Now In: Admin Security

Security Roles Custom Menus Users

Security Roles

Security Role	Active	
Admin Security #1	True	<input type="button" value="Edit"/>

Edit Security Role

*Security Role Name:

Description:

Is Active

Access Denied to These Pages Select All

- about.aspx
- addinmanager.aspx
- adhoccharge.aspx
- adhocchargecomplete.aspx
- adjustcharge.aspx
- adminsecurity.aspx
- affiliates.aspx
- amazontransaction.aspx
- appconfig.aspx

Access Granted to These Pages Select All

- phoneorder.aspx
- preorderconfig.aspx
- preorderqueue.aspx
- wizard.aspx

Admin Security Role

Once the pages are defined, the Security Role can be applied to eRATEX Admin users by clicking the Assign Users button, or by clicking the Users tab. Only eRATEX Admin names display in the list; Super Admins are exempt from Security.

If a custom menu (below) is not created, the user will see the default Admin Console menu, but they will only have access to the pages defined in the Security Role.

CUSTOM MENUS

A Custom Menu can be created and applied to a user. Only one Custom Menu can be applied to a user. The Custom Menu must have a name, description, a default page, and it must be marked as active before it can be used. All menu options display in the Default Menu list, and a user can drag menu options to from the Custom Menu list, as shown below:

Home Orders Products Organization Content Users Configuration Help eRATEx

Now In: Admin Security

Security Roles Custom Menus Users

Custom Menus

Custom Menu	Active	
Custom Menu #1	True	<input type="button" value="Edit"/>

Edit Custom Menu

* Custom Menu Name:

Description:

Default Page:

Is Active:

Default menu

- Home
- Orders
- Products
- Organization
- Content
- Users
- Configuration
- Help
- eRATEx

Custom Menu #1

- View/Manage Orders
 - Phone Order Entry
- Pre-Orders

* Item Name:

Page:

Querystring:

[Add New Item](#)

[Delete All Items](#)

When moving menu options to the Custom Menu, the Menu Name can be changed by editing the Item Name field and clicking the Apply button, and the menu option can be deleted from the Custom Menu by clicking the Delete button. Once the Custom Menu is defined, the Custom Menu can be applied to eRATEx Admin users by clicking the Assign Users button, or by clicking the Users tab. Only eRATEx Admin names display in the list; Super Admins are exempt from Security.

USERS

In the Users tab, each Admin user can be selected and a Custom Menu and Security Roles applied to them:

Home	Orders	Products	Organization	Content
------	--------	----------	--------------	---------

Now In: Admin Security

Security Roles | Custom Menus | **Users**

User	Selected Menu	Assigned Security Roles
Ana Angel - aangel@ratex.edu	Custom Menu #1	<input checked="" type="checkbox"/> Admin Security #1 <input checked="" type="checkbox"/> Admin Security #2

SECURITY EXAMPLE

Below is an example of a Custom Menu defined for an Admin user, with Phone Order Entry as the default page:

aspdotnetstorefront Admin Console Ana Angel

View/Manage Orders | **Phone Order Entry** | Pre-Orders

Now In: Phone Order Entry

Find Existing Customer: or

(by Last Name, E-Mail, Customer ID or Order Number)

PHONE ORDER ENTRY CHANGES

The Phone Order Entry process in the eRATEX Admin was timing out when redirecting to CyberSource Secure Acceptance. The time out was occurring because Secure Acceptance was being loaded in a frame, and the site cookies could not handle this situation. eRATEX has been modified to load the Phone Order Entry process in a new window, which resolves the Secure Acceptance timeout/cookie issue. When the new window opens, a large “You are currently impersonating this customer” banner appears to remind the user that they are in Phone Order Entry mode. To stop impersonating a customer, click “Stop Personalization” and the Phone Order Entry window will close.

You are currently impersonating this customer. [Stop Impersonation](#)

[Steve Angel](#) [Logout](#)

[Your Wishlist \(0\)](#) [Shopping Cart \(1\)](#) [Contact Us](#) [Your Account](#)

[Home](#) | [Categories](#) | [Textbooks](#) | [Customer Service](#)

Search: [Track Your Order](#) | [Returns](#) | [Shipping Policy](#) | [FAQ](#)

[Build your Pre-Order](#)

PURGING TERM, COURSE, & TEXTBOOK DATA

The eRATEX > **Modify Terms** page has been updated with logic to delete Hidden terms, which will delete all courses, pre-orders, and if applicable, textbooks. A Delete button displays next to the terms that are eligible for deletion:

Term ID	VR Term Code	Term Name	Term Status	Rental Agreement Topic	Rental Return Date	University Term Code	Display Order	
17	144	FALL 2014	Current	RATEXRentalAgreement	12/12/2014		1	
19	143	SUMMER 2014	Current	RATEXRentalAgreement	08/31/2014		1	
12	141	WINTER 2014	Hidden				1	
10	133	SUMMER 2013	Hidden	RATEXRentalAgreement	08/23/2013		1	
8	132	SPRING 2013	Hidden	RATEXRentalAgreement	05/15/2013		1	

Clicking “Delete” will display some options, as shown below:

Home	Orders	Products	Organization	Content	Users	Configuration	Help	eRATEX
Now In: Modify Terms Home								
Modify Terms:								
<input type="button" value="Add New Term"/>								
17	144	FALL 2014	Current	RATEXRentalAgreement	12/12/2014		1	
19	143	SUMMER 2014	Current	RATEXRentalAgreement	08/31/2014		1	
12	141	WINTER 2014	Hidden				1	
10	133	SUMMER 2013	Hidden	RATEXRentalAgreement	08/23/2013		1	
8	132	SPRING 2013	Hidden	RATEXRentalAgreement	05/15/2013		1	

Select from the options below to delete the selected Term and any related courses, and optionally the textbooks related to those courses.

Please note the following:

- Textbooks that are on courses in other terms will not be deleted.
- All Pre-order data for the selected term will be deleted.

WARNING: This action cannot be undone. Please verify the term you are deleting before continuing.

Term Name: **FALL 2011**
 VR Term Code: **114**
 Term ID: **1**

Delete This Term and All Related Courses
 Delete All Related Textbooks

Check the checkboxes to perform the following actions:

Delete This Term and All Related Courses – if checked, this option will delete the term and all courses associated with the term.

Delete All Related Textbooks – if checked, all textbooks associated with the courses for the specified term will be deleted. The process will only delete textbooks that are unique to the term; if a textbook is available in courses for multiple terms, the textbook will not be deleted.

Click Submit to delete the data, or Cancel to go back to the Terms list.

LDAP AUTHENTICATION AND SINGLE SIGN-ON

LDAP authentication has been added to eRATEX and can be set up for all of the normal authentication procedures (AR, Student Card, Authentication Rules, etc.). LDAP also supports Single Sign-On capabilities. If you would like to implement LDAP with eRATEX, please contact vrsupport@ratex.com so RBS can assist with the required setup.

E-MAIL MARKETING SERVICES

eRATEX can be integrated with MailChimp or iPost e-mail marketing services. When enabled, and a customer creates an account on eRATEX with their “Ok to E-mail” preference set to “Yes,” the customer’s name, phone number, and e-mail address is sent to the e-mail marketing service. E-mails can be sent to the customers using the e-mail marketing service. If the customer decides to opt out of receiving e-mails by clicking an Unsubscribe link in an e-mail, the update is communicated back to eRATEX and the customer’s “Ok to E-mail” preference is set to “No.”



In the eRATEX Admin, there is a new page to configure the e-mail marketing service. The page is located under eRATEX > Advanced > **Email Marketing Service**, as shown below:

Now In: Email Marketing Services

Email Marketing Service Configuration:

Use this page to enable an Email Marketing service integration, and configure the general parameters for the Email Marketing services supported in eRATEX.

Email Marketing Services:

<input type="radio"/> Disabled	
<input type="radio"/> iPost	configure
<input checked="" type="radio"/> MailChimp	configure

General Settings:

Use Background Processing: No Yes

Enable Callback Debugging: No Yes

[Save Changes](#)

If you are interested in integrating with one of these e-mail marketing services, or if you are interested in integrating with an e-mail marketing services not listed here, please contact vrsupport@ratex.com so RBS can assist with the required setup.

PRODUCT SORTING

Products can now be sorted in various ways at the category level by selecting a sorting option from a dropdown, as shown below:

Sort By: Price High to Low ▾



RBS SWEATSHIRT - TEXT ONLY

Price: \$39.95

To enable this functionality, the following AppConfigs must be defined:

RATEX.ShowCategory.EnableProductSorting – set this parameter to “Yes” to turn on the sorting options.

RATEX.SortProductsBy.Default – set this parameter to define a default sorting option. The available sorting options are:

- Most Popular
- New Items First
- Featured First
- Product Name
- Price Low To High
- Price High To Low
- Product Rating

PAGING IMPROVEMENTS

When there are many products associated with a category, eRATEX displays the products in multiple pages. AspDotNetStoreFront has a few “Paging” AppConfigs which RBS has expanded on to give additional options.

EXISTING PAGING APPCONFIGS:

Paging.ShowAllPage Links – If set to “True,” each page link will be displayed in the category. This parameter is typically set to “False.”

Paging.PagesBackward – If the above parameter is set to “False,” this parameter controls how many backwards pages to display. Ex., 3.

Paging.PagesForward – If the above parameter is set to “False,” this parameter controls how many forward pages to display. Ex., 3.

Example:

◀ Page: [1](#) ... [11](#) [12](#) [13](#) [14](#) [15](#) [16](#) [17](#) ... [19](#) ▶

NEW PAGING APPCONFIGS:

RATEX.Paging.ShowPageSizeSelector – If set to “True,” this parameter allows the customer to choose how many products to display per page.

RATEX.Paging.IncludeAllSelector – If set to “True,” this parameter allows the customer to “View All” products in a category. **RATEX.Paging.ShowPageSizeSelector** should also be set to “True.”







RATEX.Paging.MaxProductCountForAll – If a category has a large number of products, it is not wise to display the “View All” option because viewing every product on a single page could cause performance problems. The default value is 500; RBS recommends that this value does not exceed 1,000.

RATEX.Paging.PageSizeSelectorStyle – The Page Size Selector can be a dropdown or a list of links. Specify which to use.

RATEX.Paging.ShowItemCounts – If set to “True,” this will display a “Showing Items x to y of z”-style message next to the Paging information.

Example:

Sort By: Showing Items 1 to 80 of 368 View: [20](#) | [40](#) | [80](#) | [All](#) Page: [1](#) | [2](#) | [3](#) | [4](#) | [5](#) ▶

 <u>HISTORY OF RATEX</u> Price: \$1,500.00	 <u>CALCULUS: ONE AND SEVERAL VARIABLES</u> Price: \$269.50	 <u>ACCOUNTING</u> Price: \$256.95
 <u>CHEMISTRY: THE CENTRAL SCIENCE WITH MASTERING</u> Price: \$247.20	 <u>CHEMISTRY</u> Price: \$229.67	 <u>ACCOUNTING</u> Price: \$225.49

TEXTBOOK PRE-ORDER IMPROVEMENTS

AUTHENTICATION

Student authentication logic (AR, student card, authentication “rules”, etc.) is now applicable to the Textbook Pre-Order process. A Textbook Pre-Order is considered a “textbook” product.

MULTI-CAMPUS DISPLAY

If multiple campuses have courses that are available to pre-order, the pre-order process was not displaying the campus names, which caused some confusion. This has been corrected on all pages of the pre-order process, including the pre-order queue in the eRATEX Admin and e-mail notifications, to display the campus name if the student pre-orders courses from multiple campuses. If the student pre-orders from one campus, or if only one campus is available to pre-order, the campus name will not display.

GOOGLE ANALYTICS

Google Analytics was added to the Textbook Pre-Order process.

PROMOTIONS – CATEGORY EXCLUSIONS

Logic has been added to exclude selected categories from a promotion. When selecting categories, check the Exclude Selected Categories checkbox to exclude the selected categories, instead of including them, from the Promotion:

Select Promo Requirements

Enable Product Requirement

Enable Category Requirement

Categories:

5 /Technology

Include Child Categories:

Exclude Selected Categories:

COURSE ENCRYPTION

For personalized booklists, the course information in the URL that is passed from the university’s server to the eRATEx Book List is in plain text by default. Some schools have requested to encrypt the course data in the URL, and logic has been added to support this. There are 3 new parameters in the eRATEx > Booklist Configuration page to support this:

Enable Course List Encryption: No Yes

Encrypted Course List Algorithm:

Encrypted Course List Data:

“Enable Course List Encryption” must be set to Yes, and an XML package properly defined/configured to encrypt the course data. If you are interested in using this feature, please contact RBS.

DEPARTMENT CHARGE REQUEST FORM

Some schools have requested the ability for users to request access to use the Department Charge payment method by filling out a form.

Department Charge Request Form

This form can be used to request access to the Department Charge payment method, allowing you to place orders using your departmental account at the bookstore.

Your Name:

Your Email:

Your Department:

Submit Request

When the user hits “Submit Request,” an e-mail is sent, and there are a few parameters that can control who receives the e-mail and who the “From:” is:

RATEX.Topic.EMailTo.TOPICNAME – The email address where the email will be sent. If this isn't specified or is left blank, the "GotOrderEMailTo" AppConfig value will be used instead.

RATEX.Topic.EMailFrom.TOPICNAME – The email address from which the email will be sent. If this isn't specified or is left blank, the "GotOrderEMailFrom" AppConfig value will be used instead.

RATEX.Topic.EMailFromName.TOPICNAME – The name from which the email will be sent. If this isn't specified or is left blank, the "GotOrderEMailFromName" AppConfig value will be used instead.

If the user's request is approved to use the department charge tender, their e-mail address can be entered in the Payment Method Restrictions screen, explained below.

PAYMENT METHOD RESTRICTIONS

Some schools have requested the ability for payment methods to be restricted by e-mail address. Logic has been added to support this. A new screen called Payment Method Restrictions is located under eRATEX > **Payment Method Restrictions**, shown below:

Now In: Payment Method Restrictions

Payment Method Restrictions:

Payment Method: Student/Campus Card [Switch Payment Method](#)

Use Email authorization list: No Yes

[Switch to Import Processing](#)

Enter Email addresses that are allowed to use the selected payment method in the box below, one per line:

```
jksobonya@ratex.com
aconley@ratex.com
```

[Save Settings](#) [Cancel](#)

Three payment methods can be configured here: AR Charge, Student/Campus Card, and Department Charge. Selecting a payment method and clicking Load Payment Method Options displays a Use E-mail Authorization List prompt. If set to “No,” anyone can use the payment method. If set to “Yes,” e-mail addresses can be entered in one of two ways: creating a list, or importing a file. The list can display up to 1,000 e-mail addresses; if more than 1,000 e-mail addresses are imported, they will not display in the list view.

Any users with an e-mail address not in the list will not see the payment method when they check out.

HIDE TEXTBOOKS FROM SEARCH RESULTS

A new AppConfig parameter has been added to prevent textbooks from being returned in search results. The AppConfig is:

RATEX.Search.HideTextbooks

If set to “Yes,” textbooks that are searched via ISBN or word search will not display in the search results.

TEXT MESSAGING PREFERENCES/DATA COLLECTION

Some schools have requested the ability to collect text messaging preferences from students, and export the data to a third party text messaging system. Logic has been added to prompt for and collect/store this data. The following AppConfigs have been added to support this:

RATEX.TextMessaging.ShowPromotions – Set to “Yes” to display a message on the Account pages for a student to select whether they want to be sent text messages for promotions/coupons, etc.

RATEX.TextMessaging.ShowRentalReminders – Set to “Yes” to display a message on the Account pages and the Rental Agreement page for a student to select whether they want to be sent text messages for rental reminders.

If the student selects “Yes” to receive text messages, they must enter a cell phone number into the cell phone field.

Examples:

- ▶ [View Your Order/Billing History](#)
- ▶ [View Your Wish List](#)

Account & Contact Info

Your account information is used to login to the site. Please save your password in a safe place.

*Your First Name:

*Your Last Name:

*Your E-Mail:

Change Your Password: (at least 5 chars long)

Confirm Your Password Change:

Phone:

Cell Phone:

Text me rental reminders: Yes No

Text me promotions and coupons: Yes No

*OK To EMail:
(Can we contact you with product updates/information, etc.) Yes No

Existing Loyalty Club Members, please enter your Loyalty Club information below:

Loyalty Club Email:

Loyalty Club ID:

Not a Loyalty Club member yet? [Click Here to Sign Up!](#)

Are you an Air Miles member? Yes No

Update Account

Text Messaging Preferences on the Account page

Cell Phone is required for text messages

Rental Agreement for SUMMER 2014

You agree to return your rental books by the specified Rental Return Date, or you will be charged the rental replacement fee as specified for each product rented.

ALL rentals are due on or before: 10/31/2014

Textbook	SKU	Qty	Rental Fee	Unreturned Fee	Damage Fee	Accept Agreement	Decline and Remove
ACCOUNTING	9780324401844	1	\$84.50	\$152.25	\$118.50	<input checked="" type="checkbox"/>	X
Fees if substitution is made:			\$112.75	\$203.00	\$158.00		
T-SHIRT REVOLUTION: BUILDING YOUR BUSINESS US	9780615250915	1	\$5.00	\$9.00	\$7.00	<input checked="" type="checkbox"/>	X
Fees if substitution is made:			\$6.50	\$11.75	\$9.25		

Text me rental reminders: Yes No Cell Phone:

Please Note: In order to rent textbooks from the bookstore, you are required to sign in using your university credentials. If you have not signed in, or if your session has expired, you will be required to authenticate before continuing.

[Return to Booklist](#) [Continue Checkout](#)

Text Messaging Preference on the Rental Agreement page – Cell Phone Required message

REMOVE PRODUCTS FROM COURSES ENHANCEMENT

When removing products from courses using the “Remove Products From Courses” page, there was no ability to select multiple courses at a time to remove products. The Courses box has been modified so multiple courses can be selected, as shown below:

The screenshot shows the 'Remove Products from Courses' page. At the top, there is a navigation bar with 'Home', 'Orders', 'Products', and 'Organization'. Below this, it says 'Now In: Course Product Builder'. A red notice states: 'NOTICE: Course Product records removed successfully.' The main section is titled 'Remove Products from Courses:' and contains the following elements:

- Term:** 143 - SUMMER 2014
- Campus:** CU - RatexU
- Departments:** A list of departments with checkboxes:
 - ART - ART
 - BIOAP - BIO -- ANIMAL PHYSIOLOGY & ANATOMY
 - BIOG - BIOLOGY -- GENERAL
 - CHEM - CHEMISTRY
- Load Courses:** A button to load the selected courses.
- Courses:** A list of courses with checkboxes:
 - /143/CU/ART/100/2
 - /143/CU/ART/100/3
 - /143/CU/ART/500/1
 - /143/CU/ART/500/2
 - /143/CU/BIOAP/100/1
 - /143/CU/BIOAP/100/2
- Load Products:** A button to load the selected products.

TEXTBOOK RENTAL PURCHASE FEE REMOVAL

The Rental Purchase Fee was discontinued in VisualRATEx, and eRATEx has removed all instances of the Rental Purchase Fee from customer-facing pages and the eRATEx Admin.

BOOKLIST DETAIL PAGE LINK REMOVED

The Booklist Detail Page link on the /booklist.aspx page has been removed, as it is no longer useful. The Printable Booklist Page shows more information than the Booklist Detail Page did, and it should be used going forward.

eRATeX 4.4.0.1

A small patch update was created for eRATeX 4.4. The following bug fix was included in this patch:

SAML/SHIBBOLETH AUTHENTICATION CORRECTION

A change was made to the **Preserve Token On Sign In** parameter to properly preserve the authentication information during the Textbook Pre-Order process.

eRATEX 4.4.0.2

A small patch update was created for eRATEX 4.4.0.1. The following fixes were included in this patch:

VERBA SOURCING TERM ID CORRECTION

Verba Sourcing Needs Lists were not being sent to Verba properly due to a way the term ID was formatted. This has been corrected.

TEXTBOOK SUBSTITUTION DISPLAY FOR FULL AUTH ORDERS

If full authorization is enabled, Authorize Using New Textbook Price is enabled, and a student orders a used textbook and chooses to substitute, the new price of the textbook will be shown along with the used price during order checkout and on the receipt e-mail notification.

eRATEX 4.4.0.3

A small patch update was created for eRATEX 4.4.0.2. The following fixes were included in this patch:

ADDRESS VALIDATION

RBS has released v1.0 of a new address validation service. The service is used to validate billing and shipping addresses when a user creates a new account, or modifies their existing account. The address validation service is “rbs” and can be enabled by modifying AppConfig **VerifyAddressesProvider**. V1.0 validates addresses against web site <https://www.zip-codes.com>; V2.0 (still in development) will validate addresses against an address database maintained by RBS.

eRATEX 4.4.0.4

A small patch update was created for eRATEX 4.4.0.3. The following fixes were included in this patch:

ADDITIONAL ATI COMPLIANCE FIXES

Some additional ATI fixes have been released in this patch, including:

- Image ALT text on the “E-mail Product To Friend” page
- Title/Label text on the Product Ratings Comment Sorting dropdown
- Title text on the “Customers Who Bought This Also Bought” product links
- ALT text to subcategory navigation links

eRATEX 4.4.0.5

A small patch update was created for eRATEX 4.4.0.4. The following fixes were included in this patch:

DIGITAL DISCOVERY EBOOK SUPPORT

Digital Discovery allows clients to adopt and sell eBooks from various providers, specifically VitalSource, RedShelf, Copia, and CEI. Logic has been added to eRATEX to support each provider.

Now In: Rental and eBook Configuration

eBook Configuration:

Disabled: No Yes

Activation Email BCC List:

Show eBook SKU on Emails: No Yes

eBook Vendors:		
EC - CourseSmart		configure
EI - CEI		configure
EP - Copia		configure
ER - RedShelf		configure
ES - BryteWave		configure
EV - VitalSource		configure

eRATEX 4.4.1

A patch update was created for eRATEX 4.4. The following fixes were included in this patch:

STUDENT AUTHENTICATION RULE IMPROVEMENTS

Student Authentication Rules have been expanded to allow authentication to occur in additional scenarios. The following new authentication triggers have been added:

- Viewing Product
- Adding Product To Cart
- Checking Out

When selecting one of these options, rule conditions can be applied to specify what product(s), categories, product classes, or VR classes are included or exempt from authentication.

When the authentication rule is enabled, saved, and a customer performs an action that triggers the authentication rule, they will be prompted to authenticate using their university credentials:

BOOKLIST PRODUCT SORTING IMPROVEMENTS

A new parameter has been added to the eRATEx > Booklist Configuration page called “Sort Products By”:

Course Sort Method: Sort courses alphabetically
 Strip all non-numeric values from course and sort numerically

Section Sort Method: Sort sections alphabetically
 Sort numeric sections numerically, then all others alphabetically

Sort Products By: ISBN ▼

This parameter will sort textbooks on the Booklist page in one of the following ways:

- Author
- Name (Title)
- ISBN

Required textbooks will be sorted separately than Optional textbooks. If a course has Course Requirement Choices, each requirement group will be sorted individually.

If a course has GM/TR products added to it using the eRATEx > Course Products > Assign Products to Courses screen, and the GM/TR products were marked as required, they were displaying before the required textbooks. This has been changed to display the required textbooks first, and then the required GM/TR products.

SALES TAX BY ZIP CALCULATION IMPROVEMENTS

Several modifications were made to how zip codes are calculated, validated, and how sales tax is applied using a 5 or 9-digit zip code:

- 1) New AppConfig **RATEx.VerifyAddressProvider.AppendZip4** has been added. If set to Yes, a 9-digit zip code will automatically be applied to the customer’s address if the VerifyAddressProvider AppConfig is enabled. If set to No, the 5 digit zip code will be applied.
- 2) New AppConfig **RATEx.PostcalCode.MatchSubstrings** has been added. In the case where Tax Rates by Zip Code is set up with 5 digit zip codes, and the customer has a 9-digit zip code as part of their address, this parameter, if set to Yes, will match the zip codes and allow tax to be charged during checkout.

UNPUBLISHED SUBCATEGORY DISPLAY FIX

In the eRATEX Admin, in Category Maintenance, if all subcategories were unpublished, you could not expand the parent category to view the subcategories. This has been corrected.

DEFAULT VARIANT RESET

When a default variant becomes unpublished, the next variant in the list becomes the ‘new’ default variant. If the original default variant is republished, it does not become the default variant again. A new parameter called “Reset Default Variant,” located in eRATEX > Advanced > Integration Configuration, VR Configuration, has been added to change this. If set to Yes, the published variant with the lowest display order will always be set as the default variant.

FREE SHIPPING THRESHOLD / FREE SHIPPING BUG FIX

If a customer begins placing an order that qualifies for free shipping based on the AppConfig FreeShippingThreshold, but they open a new browser window, modified their cart with different content, and continue checking out in the original browser, free shipping would still be applied even though the cart contents no longer require free shipping, and/or have changed. Logic has been added to detect when multiple browsers are open and checkout is started when the cart is simultaneously being modified with different content in another browser. If the customer tries to complete the initial checkout process, they will receive the following message, and must check out again with the modified cart content.

Order Error

Your transaction could not be completed.

Error: Your order could not be completed because the cart was changed.

Please try to checkout again or contact us with this information.

NO SHIPPING REQUIRED / RTSHIPPING / DEPARTMENT CHARGE FIX

If a product was set up with “No Shipping Required,” Real-Time Shipping was enabled, Basic One Page Checkout was enabled, and the client used a department charge tender to pay for the order, the Basic One Page Checkout would reload and the order would not complete. This has been corrected.

DELETING TERMS CHECKBOX FIX (IE)

When deleting a term in eRATEX > Modify Terms, the “Delete All Related Textbooks” checkbox was not selectable in Internet Explorer (IE). This has been corrected.

ADDITIONAL ATI COMPLIANCE FIXES

On the mobile version of eRATEX, ALT text was not applied to product images in all cases. This has been corrected.

CELL PHONE NUMBER WITH PRE-ORDER FIX

If a customer begins placing a pre-order while signed out, selects a rental preference, AppConfig RATEX.TextMessaging.ShowRentalReminders was enabled, and the customer entered a cell phone number, the cell phone number was not copied to their account when the customer signed in. This has been corrected.

TOUCHNET MULTI-SHIPMENT / REFUND BUG FIX

If an order was placed using TouchNet and was split into multiple shipments, if the first shipment had a higher order total and was closed and then refunded, the remaining shipment could not close properly because the logic did not think enough funds were available. This logic has been corrected.

MONERIS – SHIPMENT DATA SENT WITH TRANSACTION DATA

RBS is now sending the Shipment ID along with the OrderID to Moneris, to make the order reconciliation process easier on the Moneris side.

NEW ORDER NOTIFICATION E-MAIL FOR SP RICHARDS PRODUCTS

If a customer places an order for an SP Richards Product and the client has New Order E-mail Notifications enabled, a new string resource **notification.admin.sprichardssubject** has been added to append verbiage to the e-mail subject to alert the client that the order includes an SP Richards product.

PHONE ORDER ENTRY IMPROVEMENTS

In some cases, when a phone order was completed and the Admin clicks “Stop Impersonation,” the Admin would be logged out. This has been corrected.

SKU SEARCH IMPROVEMENTS

If AppConfig **RATEX.Search.HideVariants** was enabled, only the default variant (SKU) was searchable and would display in search results. Logic has been added to return a search result for any SKU number that is entered in the Search bar.

KIT PRODUCT LEFT NAVIGATION DISPLAY FIX

If a product was marked as a “kit” product and it was linked to a subcategory, when viewing the product, the left navigation would not display the subcategory. This has been corrected.

SCIQUEST CATEGORY SELECTION FIX

On the SciQuest site, when selecting products to add to the SciQuest cart, the process was selecting the highest category ID associated with the product; this may not always be correct if a) the category is unpublished or b) the category does not have the proper extension data defined. The product would not be added to the cart as a result. Logic has been added to select only published categories that have extension data defined.

eRATEX 4.4.1.1

A small patch update was created for eRATEX 4.4.1. The following fixes were included in this patch:

STAPLES CATALOG INTEGRATION

Staples catalogs of items can be integrated to eRATEX and purchased through the site.

MINI CART & PERSONALIZATION TEXT FIX

If an item required personalization and the mini cart was enabled, the personalization text was not being added to the mini cart properly. This has been corrected.

eRATEX 4.4.1.2

A small patch update was created for eRATEX 4.4.1.1. The following fixes were included in this patch:

CUSTOM DATA VALIDATION BUG FIX

If custom data was enabled with validation, and the custom data prompt was not required, the validation process was attempting to validate a blank entry and generated an error. This has been corrected.

RENTAL DISPLAY ENHANCEMENT

A new parameter has been added to the eRATEX > Rental & eBook Configuration page called “**Allow Rental/Non-Rental Only Flag**.” This parameter changes the way textbook variants are displayed on the booklist page based on the “Rental” flag setting on the course request in VisualRATEX. If the “Rental” flag on the course request is “Yes” and this parameter is set to “Yes,” ONLY the rental variants of the textbook will display on the booklist page and product detail page. If the “Rental” flag on the course request is “No,” ONLY the non-rental variants of the textbook will display on the booklist page and product detail page.

The “Honor Course Rental Flag” must be set to “Yes” to use this new parameter.

ADMIN PRODUCT SEARCHING BUG FIX

A bug was discovered where new, unpublished products and/or products with no default variant assignment could not be searched in the eRATEX Admin. This has been corrected.

VERBA COLLECT DATA INTEGRATION ADDITION

During the Verba Collect process, bookstores can define specific questions about the titles they are adopting for a course for informational purposes, i.e., “OK to use Newer Edition? Y/N” or “Is this book a rental? Y/N” The Verba integration has been modified to specifically send down the “Is this book a rental” definition, display the rental flag on the pending course request, and carry it over to the live course request (where the rental flag already exists).

SCIQUEST BUG FIX

A typo in the SciQuest logic prevented the process from working correctly. This has been corrected.

eRATEX 4.4.1.3

A small patch update was created for eRATEX 4.4.1.2. The following fixes were included in this patch:

HIDE NEW RENTALS

A new AppConfig parameter has been added to hide the new rental variant from the Booklist page and Product Detail Page: **RATEX.Booklist.HideNewRentals**

STUDENT AUTHENTICATION DATA DISPLAY

If a bookstore is using the “Schedule Import with Student Authentication” option for their Booklist Personalization Type, logic has been added to retrieve and display the student ID number, the student’s first name, and the student’s last name, from the authentication response, on the Booklist page. These AppConfig parameters are available to configure in eRATEX > Booklist Configuration, Booklist Personalization Type, **configure Schedule Import with Student Authentication**.

eRATeX 4.4.1.4

A small patch update was created for eRATeX 4.4.1.3. The following fixes were included in this patch:

VERBA FIX

A bug was discovered with the Verba Collect Data Integration Addition added to 4.4.1.2 that affected the integration. This has been corrected in this patch. The only users affected by this patch were those who had 4.4.1.2 or 4.4.1.3 installed.

eRATEX 4.4.1.5

A small patch update was created for eRATEX 4.4.1.4. The following fixes were included in this patch:

ENCRYPTED COURSE LINKS FILE IMPORT

If “Enable Course List Encryption” is set to “Yes” in eRATEX > **Booklist Configuration**, a new screen has been added to configure how the encrypted course links are built and maintained. The screen is available under eRATEX > Advanced > **Encrypted Course Links File Import**.

eRATEX 4.4.1.6

A small patch update was created for eRATEX 4.4.1.5. The following fixes were included in this patch:

TEXT ENROLLMENT (TX.CEF) CLEARING & eRATEX PROCESSING

A bookstore can load enrollment data (TX.CEF) to VisualRATEX using TX.UNIV.COURSE.IMPORT.BAT, and those enrollment records can be sent to eRATEX. If a bookstore loads the enrollment data a second time and checks “Clear TX.CEF”, the enrollment files are cleared and loaded in VisualRATEX, but web updates are not sent to eRATEX to clear and reload the enrollments. As a result, inaccurate/outdated data remains on eRATEX.

eRATEX has been modified with a utility to clear and reload the TX.CEF records from the site when prompted from VisualRATEX. *This logic requires a VR patch release, which is currently TBD.*

eRATEX 4.4.1.7

A small patch update was created for eRATEX 4.4.1.6. The following fixes were included in this patch:

ADDRESS VALIDATION LOGGING

If the “rbs” address validation service is enabled, logging has been added to record when invalid addresses are entered by a user when creating or modifying their account. An “Alert” log is saved to Configuration > Maintenance > **View System Log**, detailing the address entry failure for an administrator to review. The “Response” messaging is also presented to the user when they created/modified an address on their account:

Log ID	Entry Date	Type	Severity	Log Message
9449	10/17/2016 2:27:56 PM	Informational	Alert	Address Validation Error
Details Request: ZipCodeOfAddress?address=1200 Ivy Dr&address1=&city=Wilmington&state=DE&zipcode=&key=PONHHWNP917CTK2RORCK Response: Address Not Found.				

Logs will also be recorded if the address validation service cannot be reached and is down/inaccessible to a user when they create/modify an address on their account.

ADDRESS VALIDATION ZIP CODE IMPROVEMENTS

If the “rbs” address validation service is enabled, a 9 digit zip code was always returned as part of the address validation response. Logic has been added to return a 5 or 9 digit zip code based on how AppConfig parameter **RATEX.VerifyAddressProvider.AppendZip4** is configured.

iPOST LISTS

When the iPost E-mail Marketing Service is enabled, e-mail addresses were not being assigned to a default “list” in iPost. This has been corrected by creating a new field called “List Name” in eRATEX > Advaned > E-mail Marketing Services, **Configure iPost**. E-mail addresses will automatically be assigned to the list specified in “List Name” when they are sent to the iPost service.

eRATEX 4.4.1.8

A small patch update was created for eRATEX 4.4.1.7. The following fixes were included in this patch:

NON-ADMIN PASSWORD RESET OPTION

A new parameter has been added to force non-Admin users to reset their account passwords after a certain number of days. The new parameter is called:

RATEX.NonAdminPwdChangeDays

And functions in the same way for non-Admin users as **AdminPwdChangeDays** does for Admin users.

eRATEX 4.4.2.0

eRATEX 4.4.2.0 addresses some PCI compliance remediations resulting from our recent PCI audit. There are no functional changes to this release, only security issues identified and remediated during our PCI DSS certification process.