

Download Companion App or scan one of the configuration command barcode(s). Refer to User Guide for the full set of command barcodes: socketmobile.com/downloads

Note: Disconnect scanner from host device before scanning a command barcode.

Basic Mode (HID) (Default)



(All host devices)

Configures scanner to Basic Mode. Scanner will be discoverable as a keyboard to Bluetooth host devices.




#FNB00F40001#

Application Mode (MFi-SPP) for Apple iOS devices



*Configures scanner to work with an application.




#FNB00F40002#

Application Mode (SPP) for Windows or Android 8.0 and later



(Auto Connect - No configuration required for Application pairing)

*Configures scanner to Serial Port Profile.



#FNB00F40003#

Application Mode (SPP) for Windows or Android version 7.0 and lower
(Requires compatible application for Bluetooth pairing)

*Configures the Scanner to Serial Port Profile (SPP).




#FNB00F40000#

*For compatible applications developed with Socket Mobil SDK: socketmobile.com/partners/app

Factory Reset

Revert all settings to factory defaults.

Note: Unpair your Bluetooth scanner from host device settings to ensure re-pairing.



#FNB00F0#

Important

Please allow 6 hours of uninterrupted charging for the initial battery charge. Charging from a computer USB port is not recommended.